

GENERATOR POWER QUALITY - DATA SUMMARY

Arrow Linen

01/01/07 to 12/31/07

	Line 1			Line 2			Line 3			Totals		
	Min	Avg	Max	Min	Avg	Max	Min	Avg	Max	Min	Avg	Max
Voltage (V)	242.4	278.2	295.2	244.2	280.5	298.0	246.1	280.7	296.2	n/a	n/a	n/a
Current (amps)	0.05	325.33	452.59	0.15	321.42	449.78	0.16	331.83	466.72	n/a	n/a	n/a
True Power (kW)	n/a	n/a	n/a	n/a	n/a	n/a	n/a	n/a	n/a	0.1	228.8	296.9
Apparent Power (kVA)	0.0	88.1	118.1	0.0	87.5	117.8	0.0	90.4	121.9	8.1	274.0	352.6
Power Factor (-)	n/a	n/a	n/a	n/a	n/a	n/a	n/a	n/a	n/a	0.00	0.83	0.97
Voltage THD (%)	0.34	2.02	4.17	0.31	2.04	4.41	0.37	2.01	4.47	n/a	n/a	n/a
Current THD (%)	0.01	2.15	35.33	0.03	2.28	257.28	0.01	2.24	301.07	n/a	n/a	n/a
Frequency (hz)	n/a	n/a	n/a	n/a	n/a	n/a	n/a	n/a	n/a	59.9	60.0	60.1

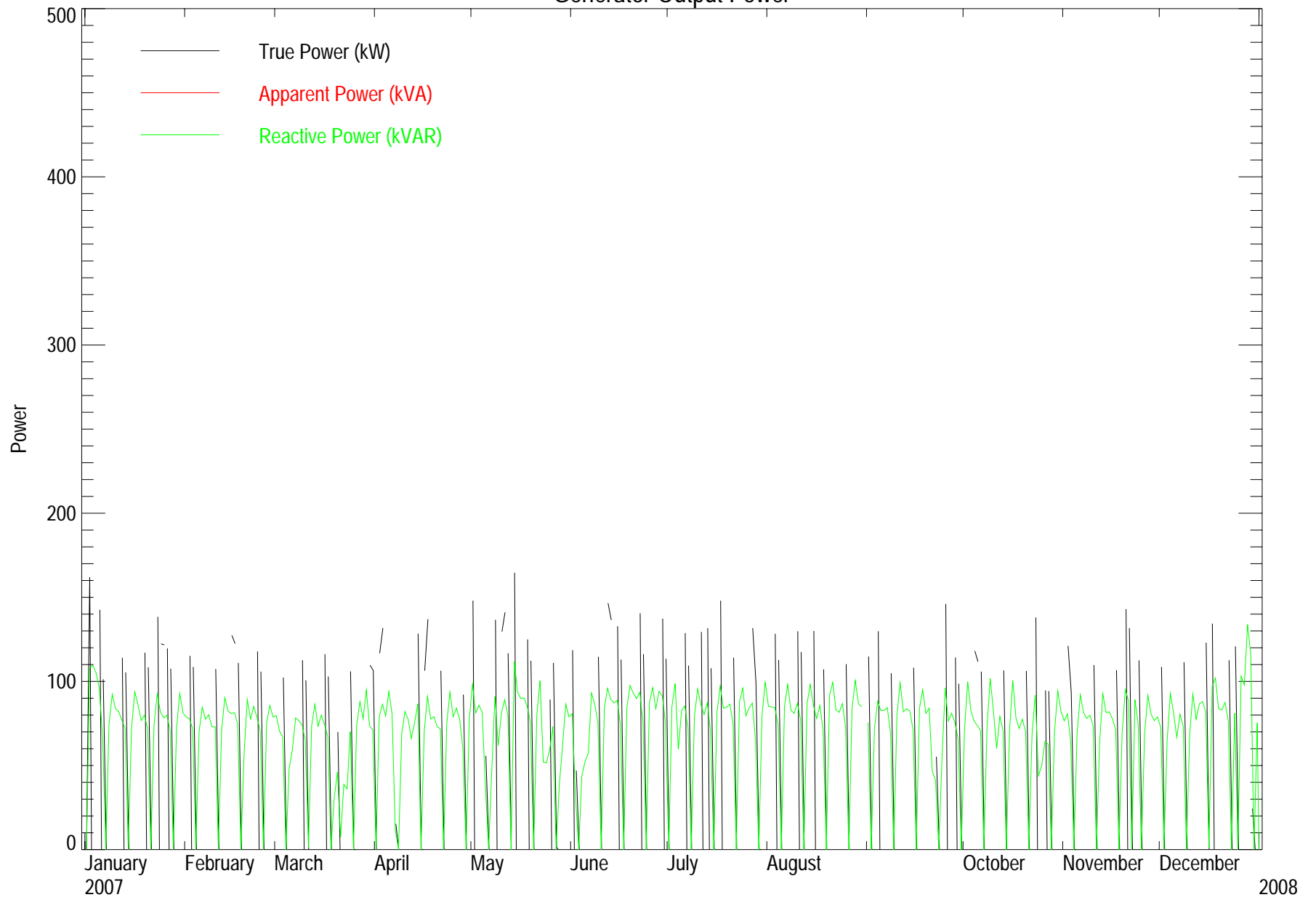
GENERATOR POWER QUALITY - DATA SUMMARY

Arrow Linen

01/01/07 to 12/31/07

Date	Good Data (%)	Generator Apparent Power (kVAh)	Generator Reactive Power (kVARh)	Generator True Power (kWh)	Power Factor (-)
Jan 2007	100.00	93355.28	52138.53	78197.70	0.84
Feb 2007	100.00	77132.63	44802.77	64877.50	0.84
Mar 2007	99.97	75852.45	42796.50	64326.60	0.85
Apr 2007	99.97	80117.40	45558.47	67622.00	0.84
May 2007	100.00	88668.42	49580.23	74869.90	0.84
Jun 2007	100.00	90889.25	50488.55	76587.20	0.84
Jul 2007	100.00	94260.06	52100.91	79288.50	0.84
Aug 2007	96.77	95700.34	53116.48	80853.20	0.84
Sep 2007	100.00	83175.24	46437.50	70065.90	0.84
Oct 2007	100.00	87947.98	48948.02	74083.70	0.84
Nov 2007	100.00	84932.23	47473.61	71704.50	0.84
Dec 2007	100.00	86186.39	51956.61	72632.30	0.84
Total	99.72	1038217.70	585398.19	875109.00	0.84

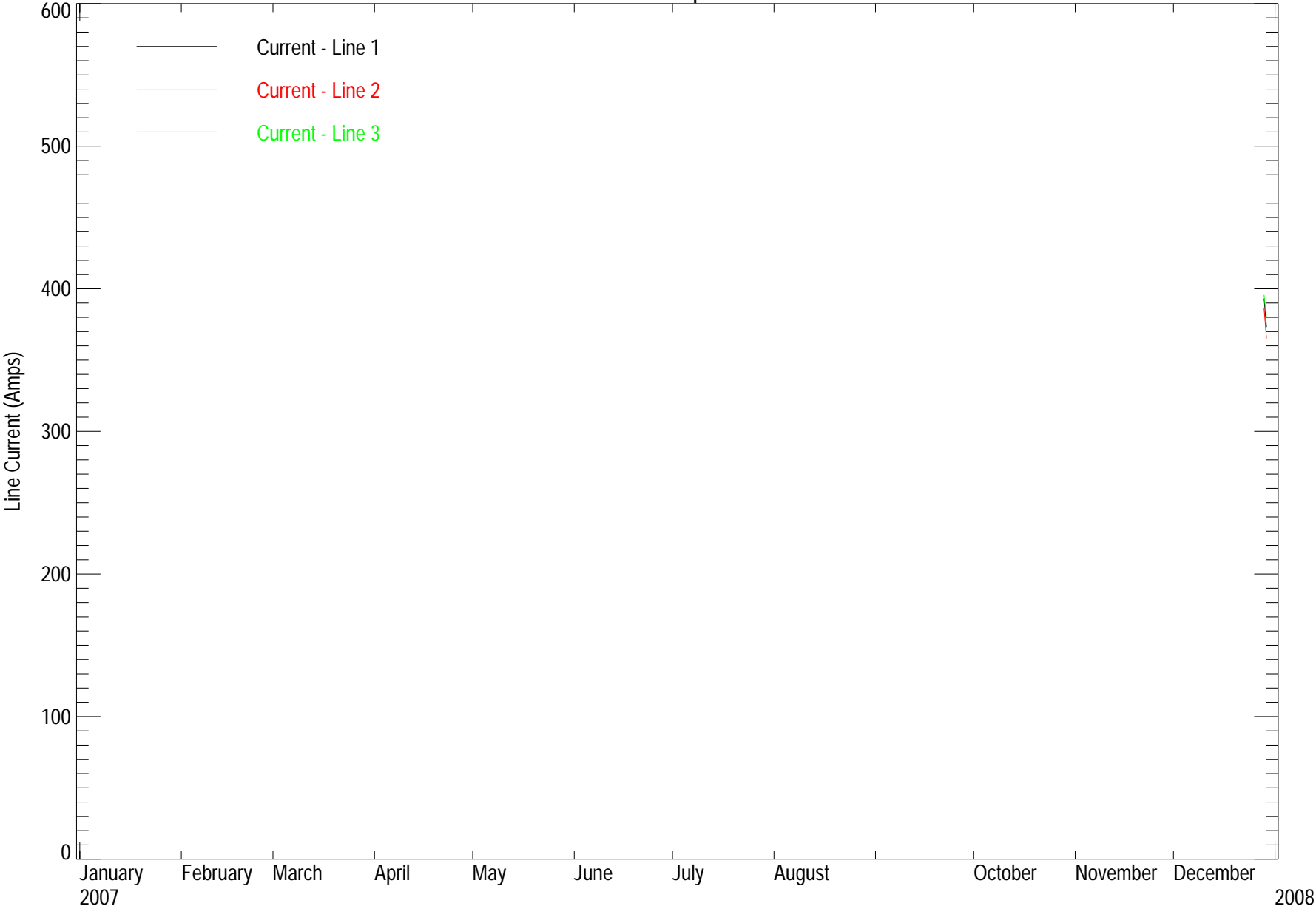
Generator Output Power



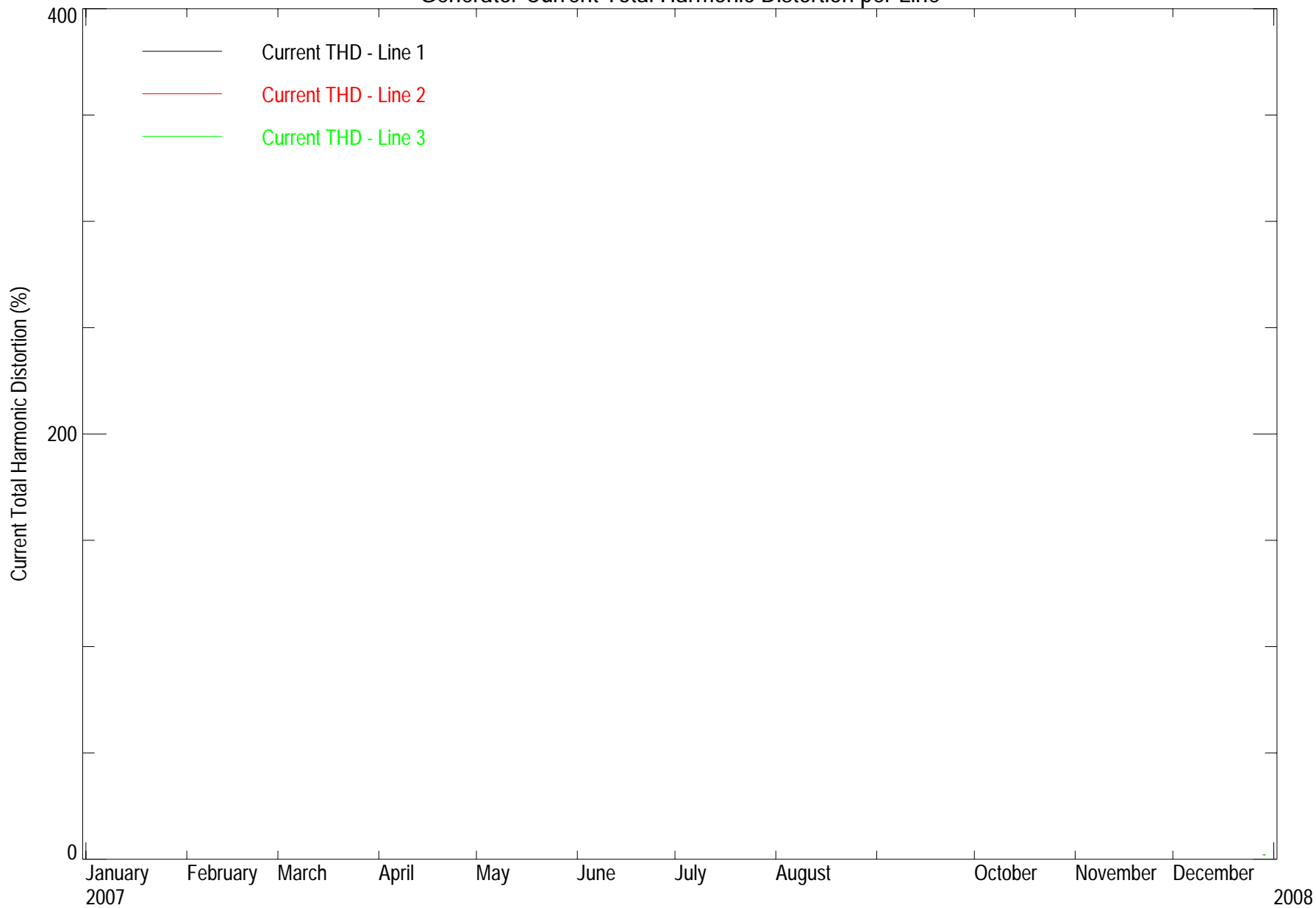
Generator Output Voltage



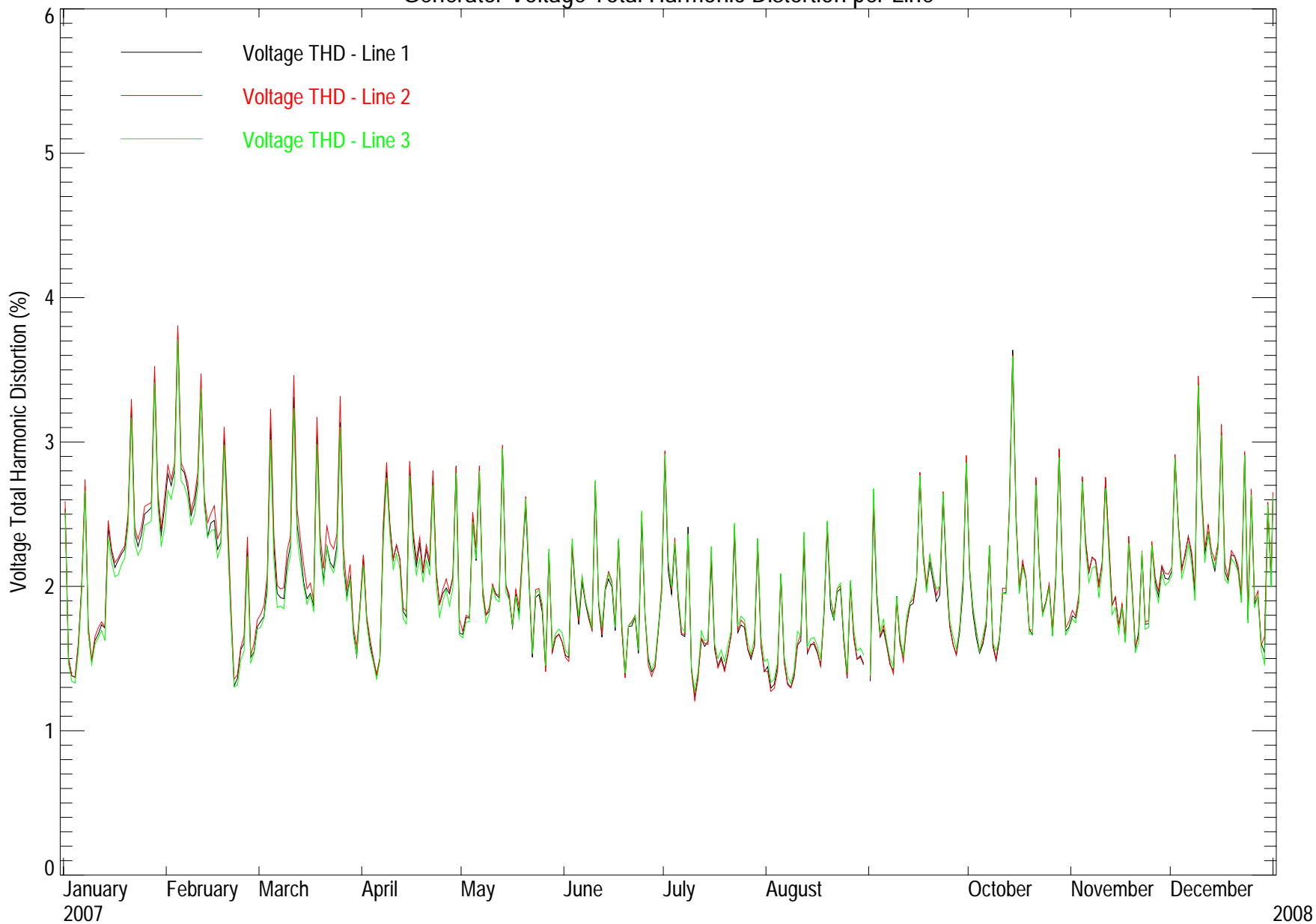
Generator Output Current



Generator Current Total Harmonic Distortion per Line



Generator Voltage Total Harmonic Distortion per Line



Generator Output Power Factor

