

## GENERATOR POWER QUALITY - DATA SUMMARY

Arrow Linen

03/01/08 to 03/31/08

	Line 1			Line 2			Line 3			Totals		
	Min	Avg	Max	Min	Avg	Max	Min	Avg	Max	Min	Avg	Max
Voltage (V)	250.3	269.6	282.1	253.1	275.1	290.0	252.3	273.3	287.1	n/a	n/a	n/a
Current (amps)	0.92	325.78	435.97	1.40	313.78	424.00	1.59	338.99	450.69	n/a	n/a	n/a
True Power (kW)	n/a	n/a	n/a	n/a	n/a	n/a	n/a	n/a	n/a	2.6	219.8	283.9
Apparent Power (kVA)	0.2	84.6	113.2	0.4	82.5	110.5	0.4	88.7	116.7	19.7	261.9	335.9
Power Factor (-)	n/a	n/a	n/a	n/a	n/a	n/a	n/a	n/a	n/a	0.12	0.84	0.95
Voltage THD (%)	0.40	2.37	3.97	0.34	2.54	4.25	0.38	2.45	4.07	n/a	n/a	n/a
Current THD (%)	0.08	2.14	6.53	0.04	2.32	8.00	0.04	2.17	5.79	n/a	n/a	n/a
Frequency (hz)	n/a	n/a	n/a	n/a	n/a	n/a	n/a	n/a	n/a	59.9	60.0	60.1

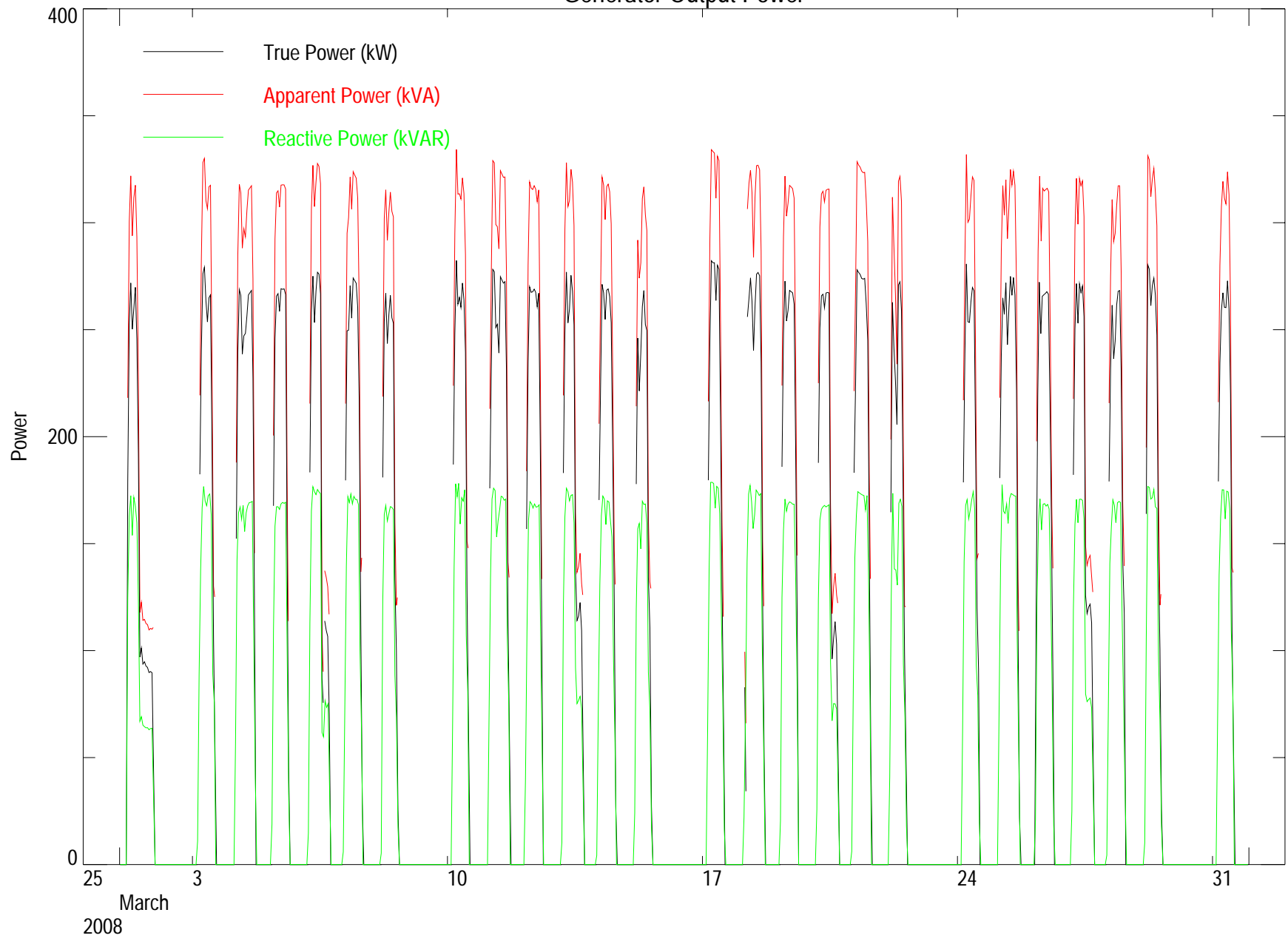
# GENERATOR POWER QUALITY - DATA SUMMARY

Arrow Linen

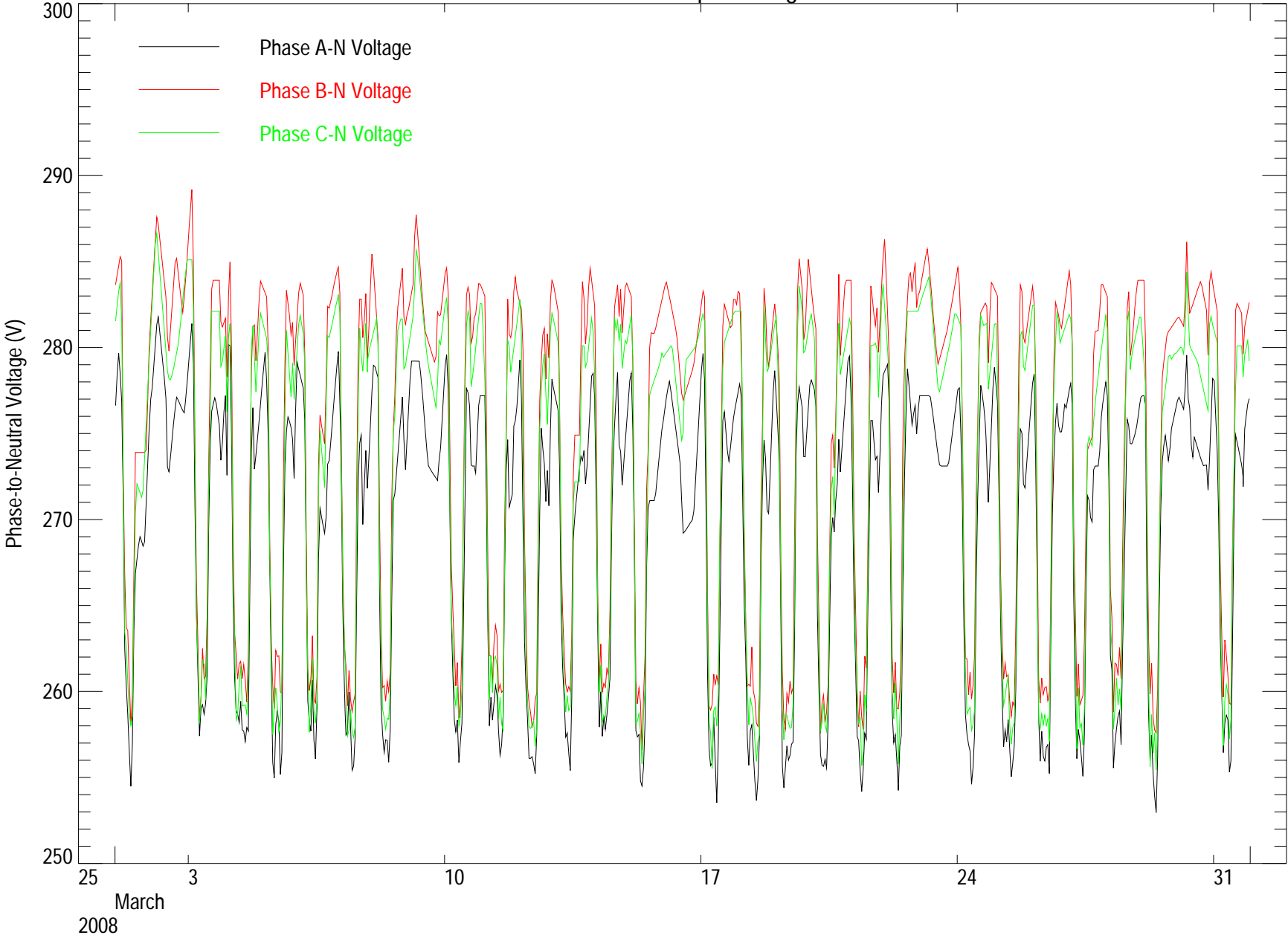
03/01/08 to 03/31/08

Date	Good Data (%)	Generator Apparent Power (kVAh)	Generator Reactive Power (kVARh)	Generator True Power (kWh)	Power Factor (-)
03/01/08	98.96	3364.67	1852.38	2813.30	0.84
03/02/08	100.00	-	-	0.00	-
03/03/08	100.00	2841.46	1591.91	2440.10	0.86
03/04/08	100.00	3657.52	2004.53	3107.70	0.85
03/05/08	100.00	2934.15	1599.50	2511.60	0.86
03/06/08	100.00	3088.89	1719.87	2617.00	0.85
03/07/08	100.00	3154.19	1745.32	2678.50	0.85
03/08/08	100.00	2667.52	1459.39	2264.20	0.85
03/09/08	100.00	-	-	0.00	-
03/10/08	100.00	2935.82	1595.93	2471.50	0.84
03/11/08	100.00	3806.82	2070.46	3249.90	0.85
03/12/08	100.00	3044.22	1647.17	2527.60	0.83
03/13/08	100.00	3185.37	1749.53	2707.90	0.85
03/14/08	100.00	3071.57	1681.06	2598.30	0.85
03/15/08	100.00	2615.81	1453.06	2267.70	0.87
03/16/08	100.00	-	-	0.00	-
03/17/08	100.00	2981.38	1633.26	2473.40	0.83
03/18/08	100.00	3468.73	1924.02	3004.60	0.87
03/19/08	100.00	3094.85	1699.29	2676.40	0.86
03/20/08	100.00	3147.22	1735.09	2648.90	0.84
03/21/08	100.00	3294.95	1815.66	2775.20	0.84
03/22/08	100.00	2642.80	1434.13	2167.00	0.82
03/23/08	100.00	-	-	0.00	-
03/24/08	100.00	2879.66	1572.37	2463.30	0.86
03/25/08	100.00	3760.80	2062.40	3190.70	0.85
03/26/08	100.00	3158.66	1699.94	2650.30	0.84
03/27/08	100.00	3169.06	1726.53	2673.30	0.84
03/28/08	100.00	2915.07	1616.47	2502.60	0.86
03/29/08	100.00	2753.37	1503.19	2294.90	0.83
03/30/08	100.00	-	-	0.00	-
03/31/08	100.00	2849.28	1581.73	2453.80	0.86
Total	99.97	80483.82	44174.16	68229.70	0.85

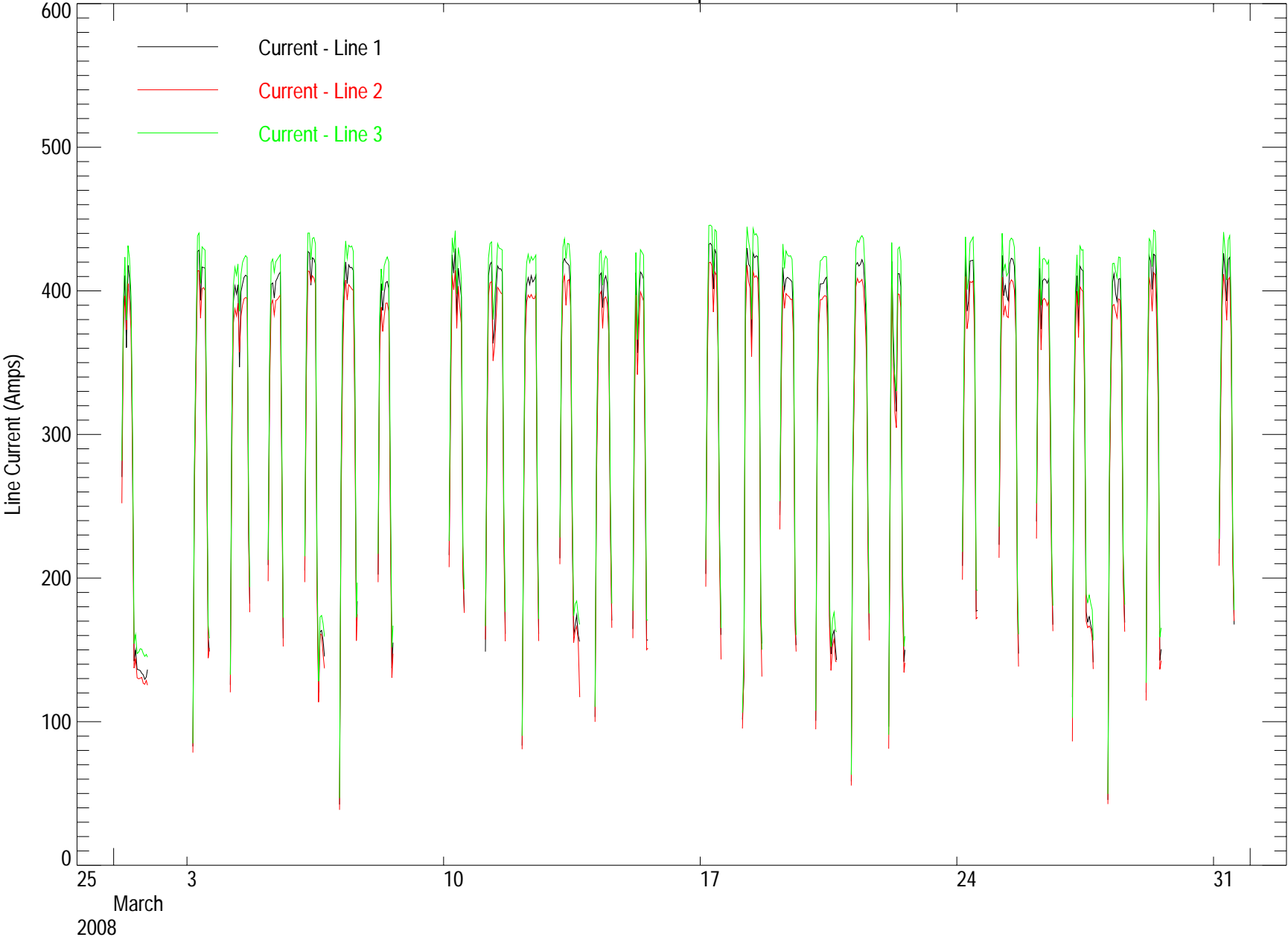
# Generator Output Power



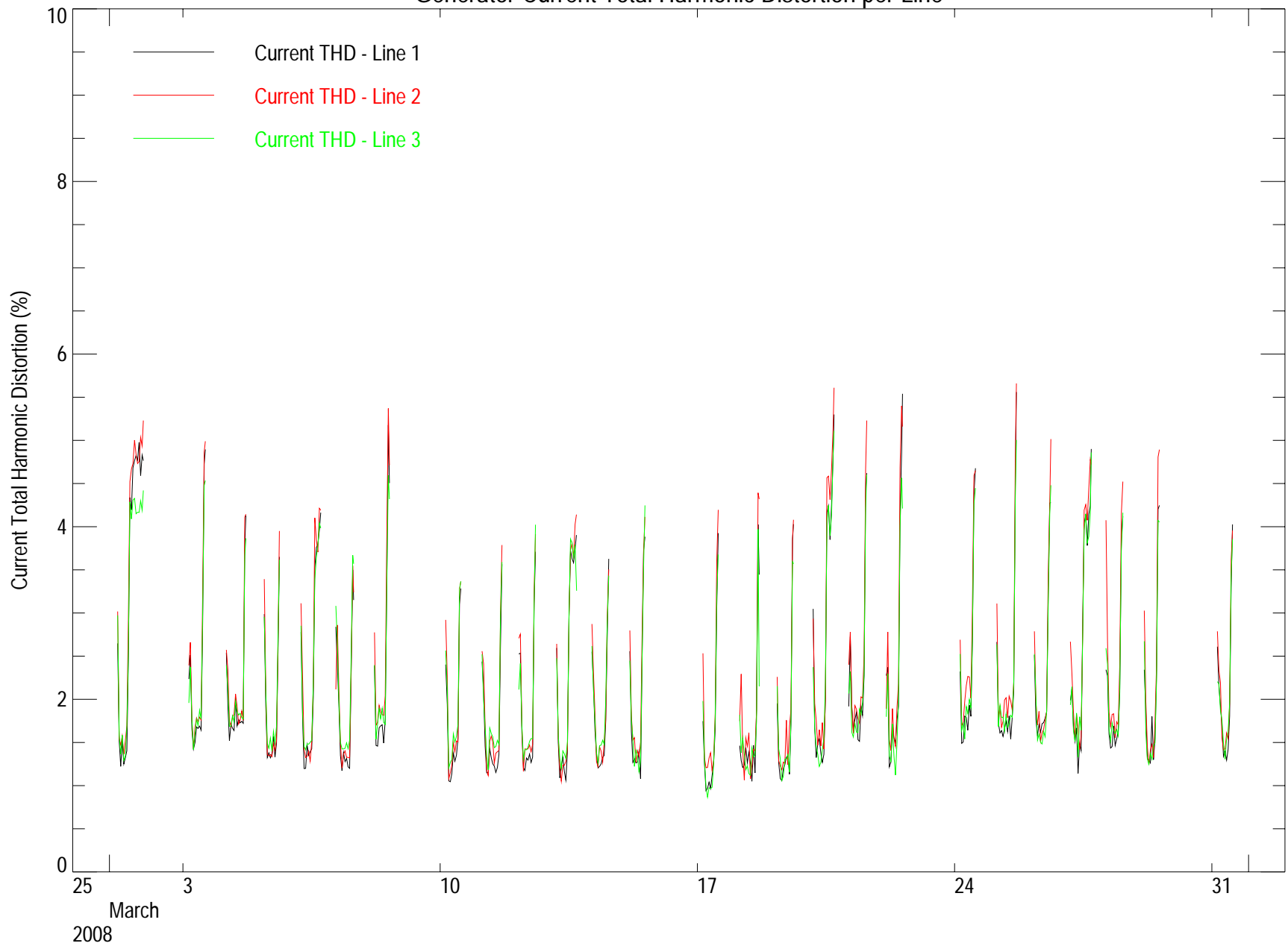
# Generator Output Voltage



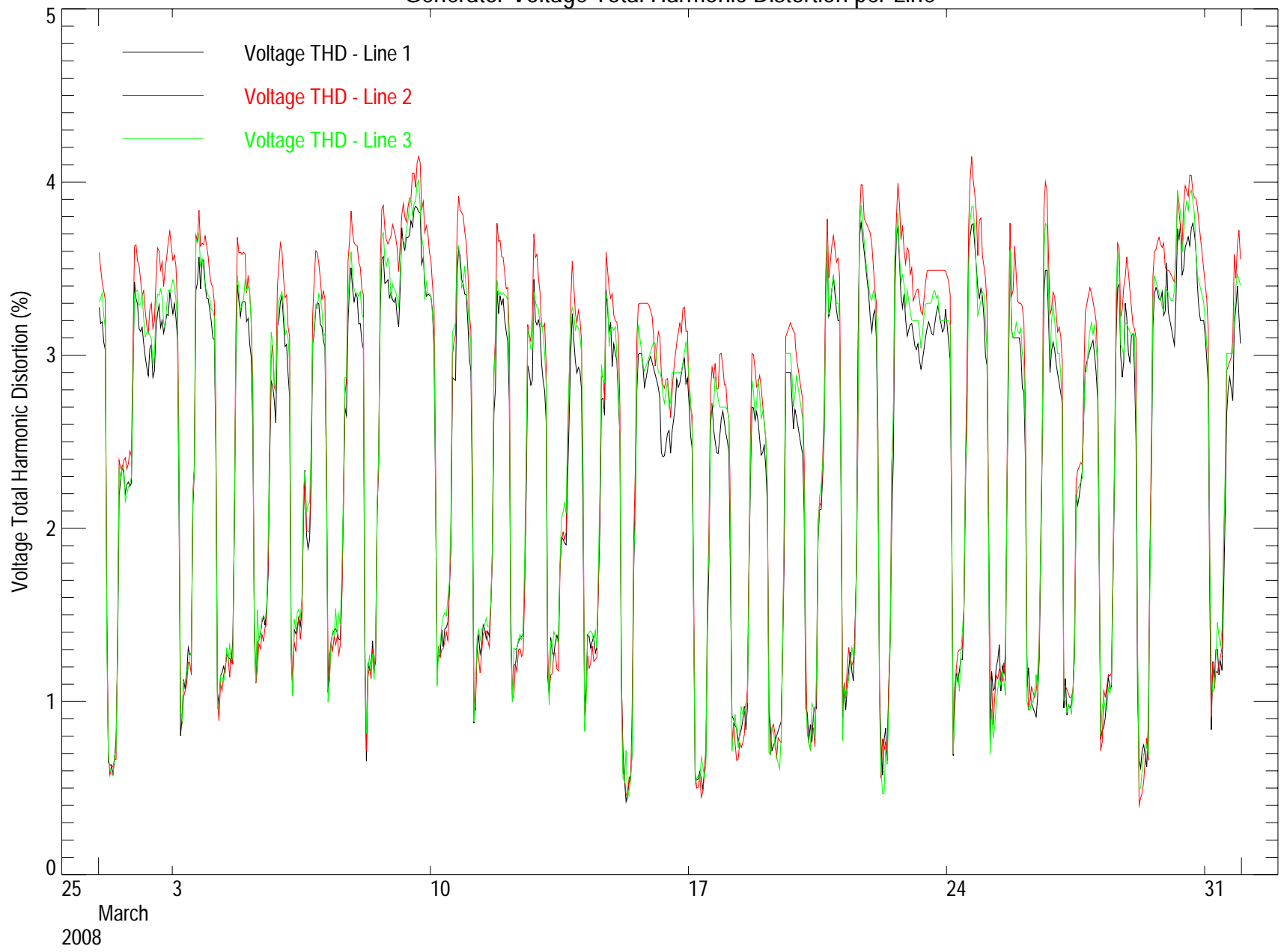
# Generator Output Current



Generator Current Total Harmonic Distortion per Line



Generator Voltage Total Harmonic Distortion per Line



# Generator Output Power Factor

