

## GENERATOR POWER QUALITY - DATA SUMMARY

Arrow Linen

08/01/08 to 08/31/08

	Line 1			Line 2			Line 3			Totals		
	Min	Avg	Max	Min	Avg	Max	Min	Avg	Max	Min	Avg	Max
Voltage (V)	258.2	277.0	289.6	29.4	279.1	293.3	260.5	279.6	291.8	n/a	n/a	n/a
Current (amps)	1.58	317.39	385.47	1.55	313.72	380.67	1.10	324.70	392.59	n/a	n/a	n/a
True Power (kW)	n/a	n/a	n/a	n/a	n/a	n/a	n/a	n/a	n/a	11.3	221.1	262.0
Apparent Power (kVA)	0.4	85.7	105.2	0.4	85.3	102.7	0.3	88.2	106.2	0.3	264.5	312.5
Power Factor (-)	n/a	n/a	n/a	n/a	n/a	n/a	n/a	n/a	n/a	0.13	0.83	0.93
Voltage THD (%)	0.31	1.51	2.70	0.31	1.54	2.79	0.31	1.57	2.70	n/a	n/a	n/a
Current THD (%)	0.08	1.79	4.89	0.07	1.92	51.44	0.02	1.89	29.53	n/a	n/a	n/a
Frequency (hz)	n/a	n/a	n/a	n/a	n/a	n/a	n/a	n/a	n/a	59.9	60.0	60.1

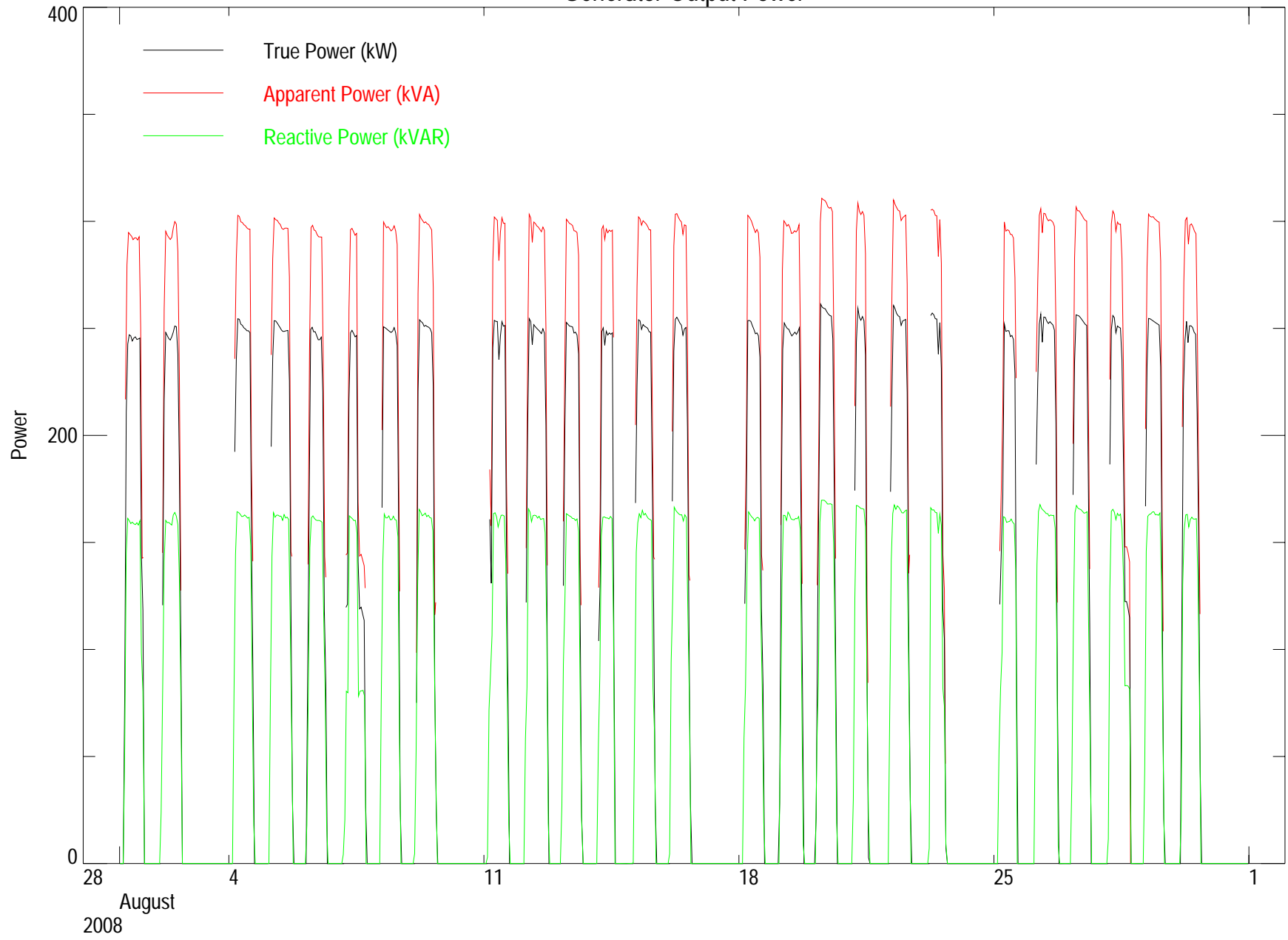
# GENERATOR POWER QUALITY - DATA SUMMARY

Arrow Linen

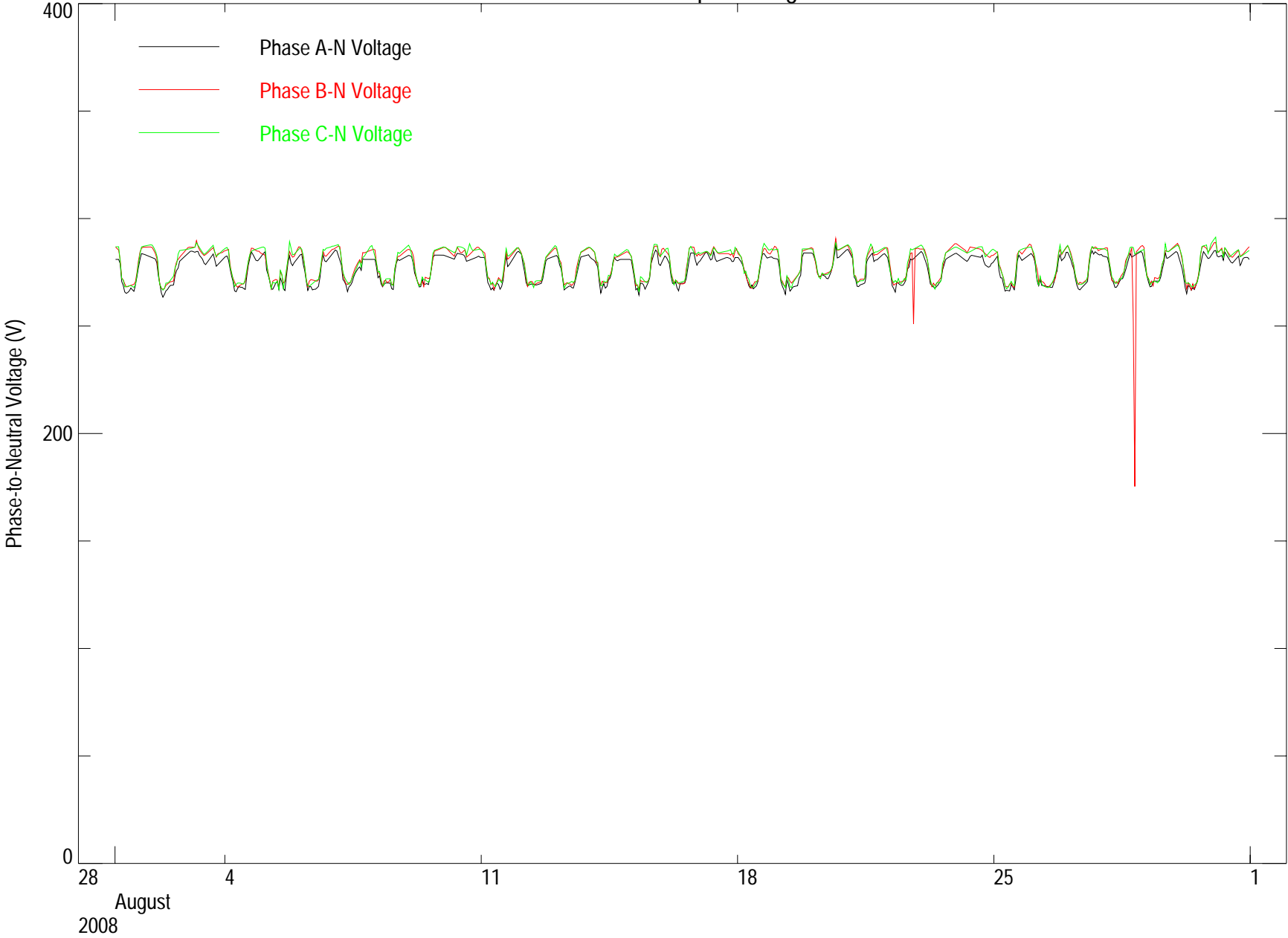
08/01/08 to 08/31/08

Date	Good Data (%)	Generator Apparent Power (kVAh)	Generator Reactive Power (kVARh)	Generator True Power (kWh)	Power Factor (-)
08/01/08	100.00	3302.90	1812.54	2778.70	0.84
08/02/08	100.00	3406.70	1898.78	2872.50	0.84
08/03/08	100.00	-	-	0.00	-
08/04/08	100.00	3503.94	1937.88	2920.50	0.83
08/05/08	100.00	3959.85	2181.13	3314.50	0.84
08/06/08	100.00	3183.45	1752.45	2661.80	0.84
08/07/08	100.00	2793.99	1543.36	2347.20	0.84
08/08/08	100.00	3390.04	1878.60	2835.10	0.84
08/09/08	100.00	3475.16	1943.26	2930.70	0.84
08/10/08	100.00	-	-	0.00	-
08/11/08	100.00	3286.26	1806.81	2731.30	0.83
08/12/08	100.00	4015.80	2209.02	3358.40	0.84
08/13/08	100.00	3241.00	1793.92	2707.20	0.84
08/14/08	100.00	2780.59	1536.88	2337.90	0.84
08/15/08	100.00	3560.87	1981.16	2984.30	0.84
08/16/08	100.00	3303.50	1886.36	2766.70	0.84
08/17/08	100.00	-	-	0.00	-
08/18/08	100.00	3255.66	1792.97	2721.60	0.84
08/19/08	100.00	4075.04	2218.31	3381.00	0.83
08/20/08	100.00	3470.38	1914.34	2885.70	0.83
08/21/08	100.00	2465.10	1413.17	2122.20	0.86
08/22/08	100.00	3666.84	2038.59	3063.10	0.84
08/23/08	100.00	2670.40	1471.71	2247.60	0.84
08/24/08	100.00	-	-	0.00	-
08/25/08	100.00	2987.19	1652.01	2484.90	0.83
08/26/08	100.00	4155.02	2297.00	3498.40	0.84
08/27/08	100.00	3269.92	1804.78	2723.90	0.83
08/28/08	100.00	3420.62	1904.98	2870.90	0.84
08/29/08	100.00	3360.67	1849.45	2817.00	0.84
08/30/08	100.00	3282.25	1810.43	2761.00	0.84
08/31/08	100.00	-	-	0.00	-
Total	100.00	87283.15	48329.88	73124.10	0.84

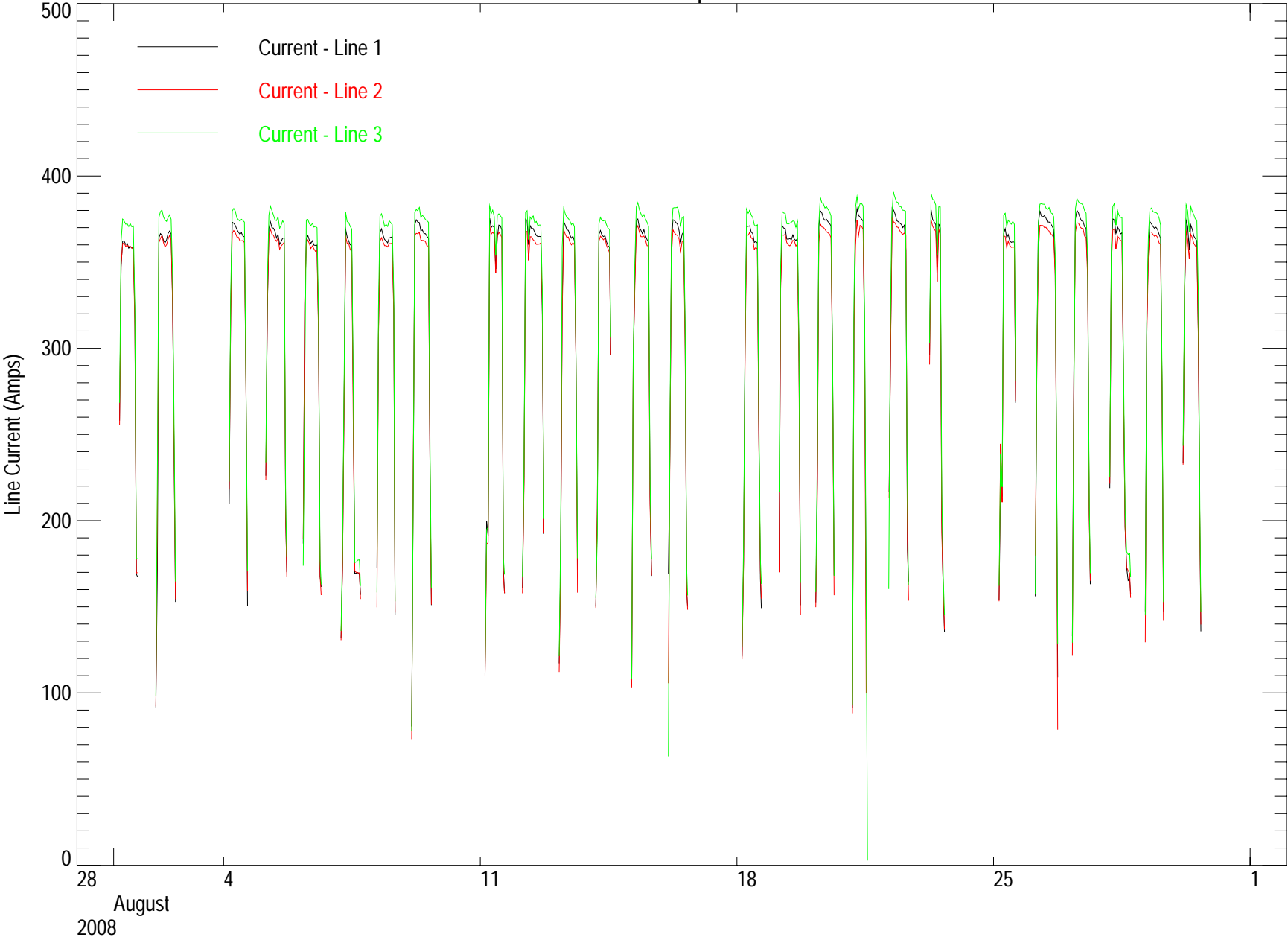
# Generator Output Power



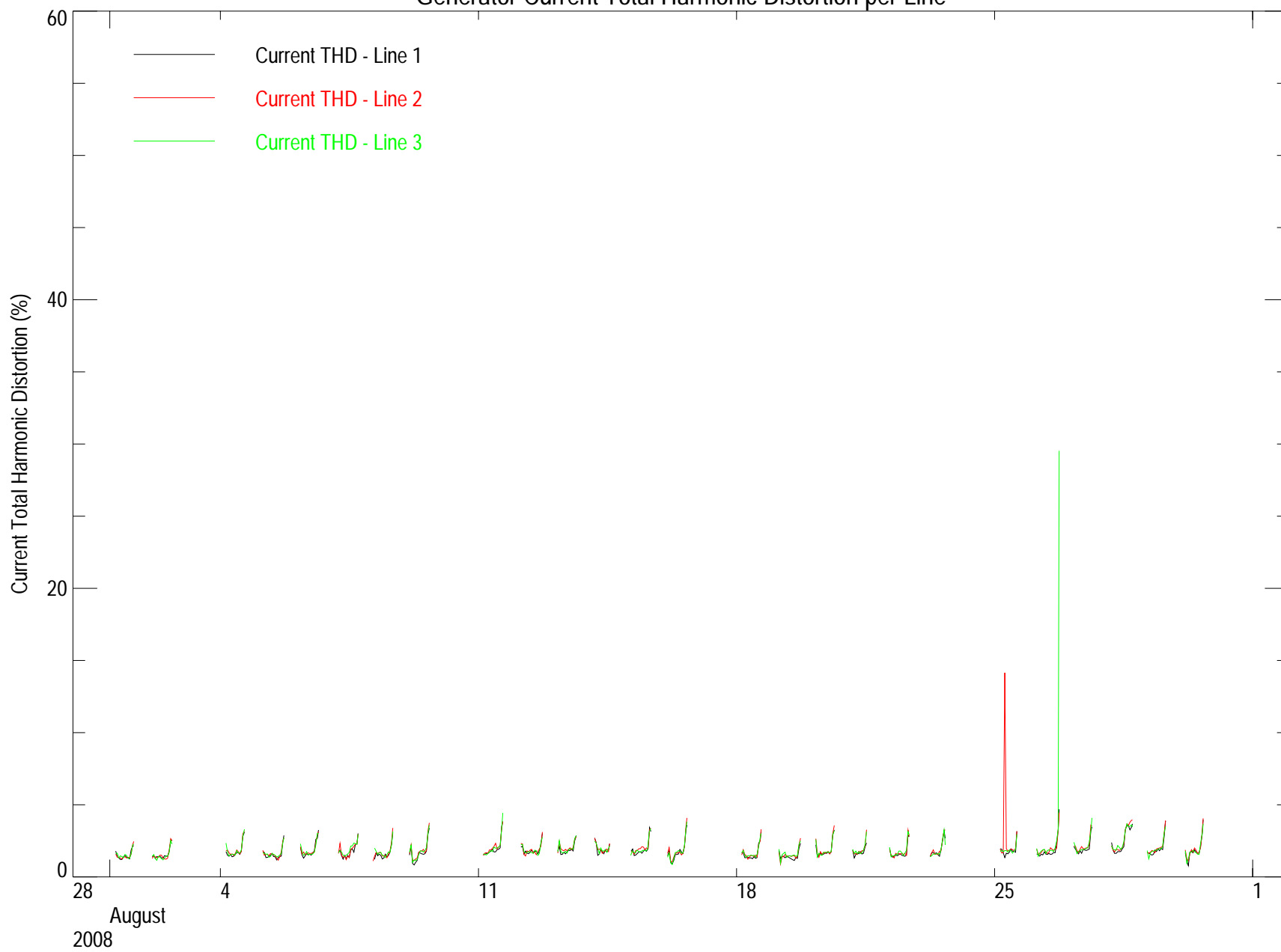
# Generator Output Voltage



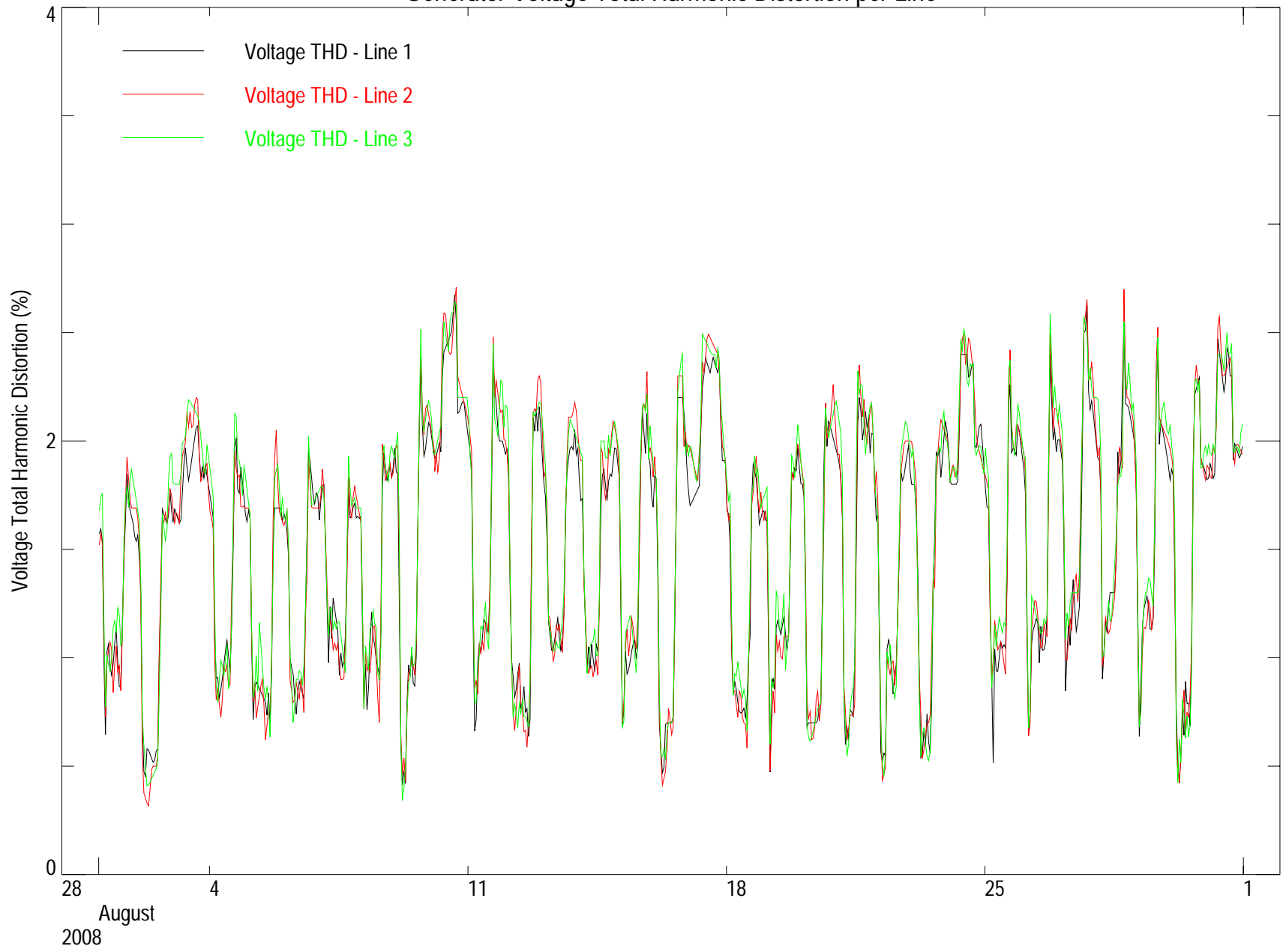
# Generator Output Current



Generator Current Total Harmonic Distortion per Line



Generator Voltage Total Harmonic Distortion per Line



# Generator Output Power Factor

