

GENERATOR POWER QUALITY - DATA SUMMARY

Arrow Linen

01/01/08 to 12/31/08

	Line 1			Line 2			Line 3			Totals		
	Min	Avg	Max	Min	Avg	Max	Min	Avg	Max	Min	Avg	Max
Voltage (V)	186.0	273.2	294.0	29.4	276.7	298.8	247.8	276.1	297.1	n/a	n/a	n/a
Current (amps)	0.12	318.31	450.92	0.04	311.43	444.79	0.08	327.66	461.17	n/a	n/a	n/a
True Power (kW)	n/a	n/a	n/a	n/a	n/a	n/a	n/a	n/a	n/a	1.4	217.5	293.8
Apparent Power (kVA)	0.0	84.8	116.2	0.0	83.6	116.2	0.0	87.8	123.8	0.3	260.1	347.4
Power Factor (-)	n/a	n/a	n/a	n/a	n/a	n/a	n/a	n/a	n/a	0.07	0.83	0.95
Voltage THD (%)	0.25	1.97	4.66	0.31	2.05	5.20	0.23	2.02	4.75	n/a	n/a	n/a
Current THD (%)	0.01	2.01	9.53	0.01	2.14	51.44	0.01	2.07	29.53	n/a	n/a	n/a
Frequency (hz)	n/a	n/a	n/a	n/a	n/a	n/a	n/a	n/a	n/a	59.9	60.0	60.1

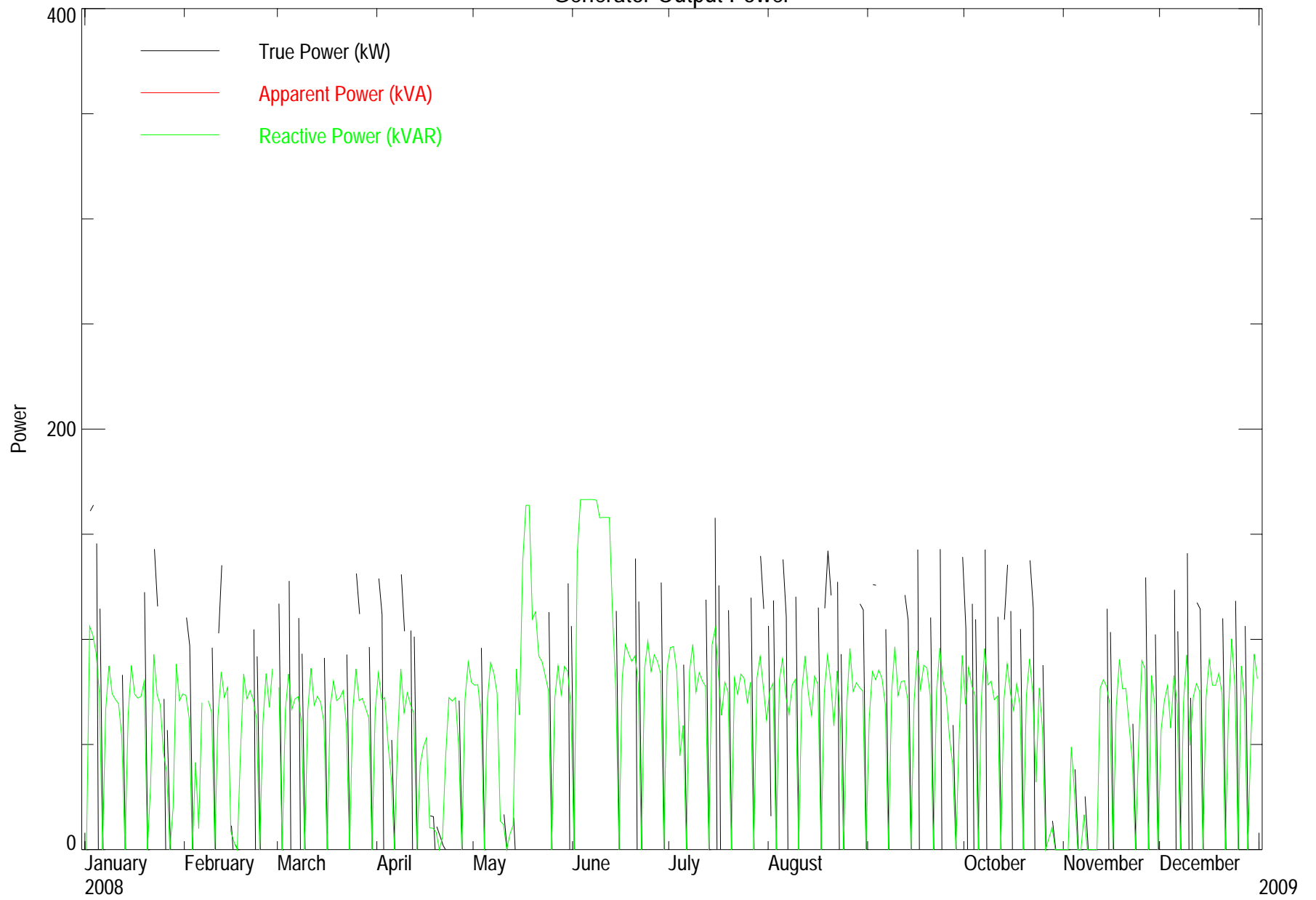
GENERATOR POWER QUALITY - DATA SUMMARY

Arrow Linen

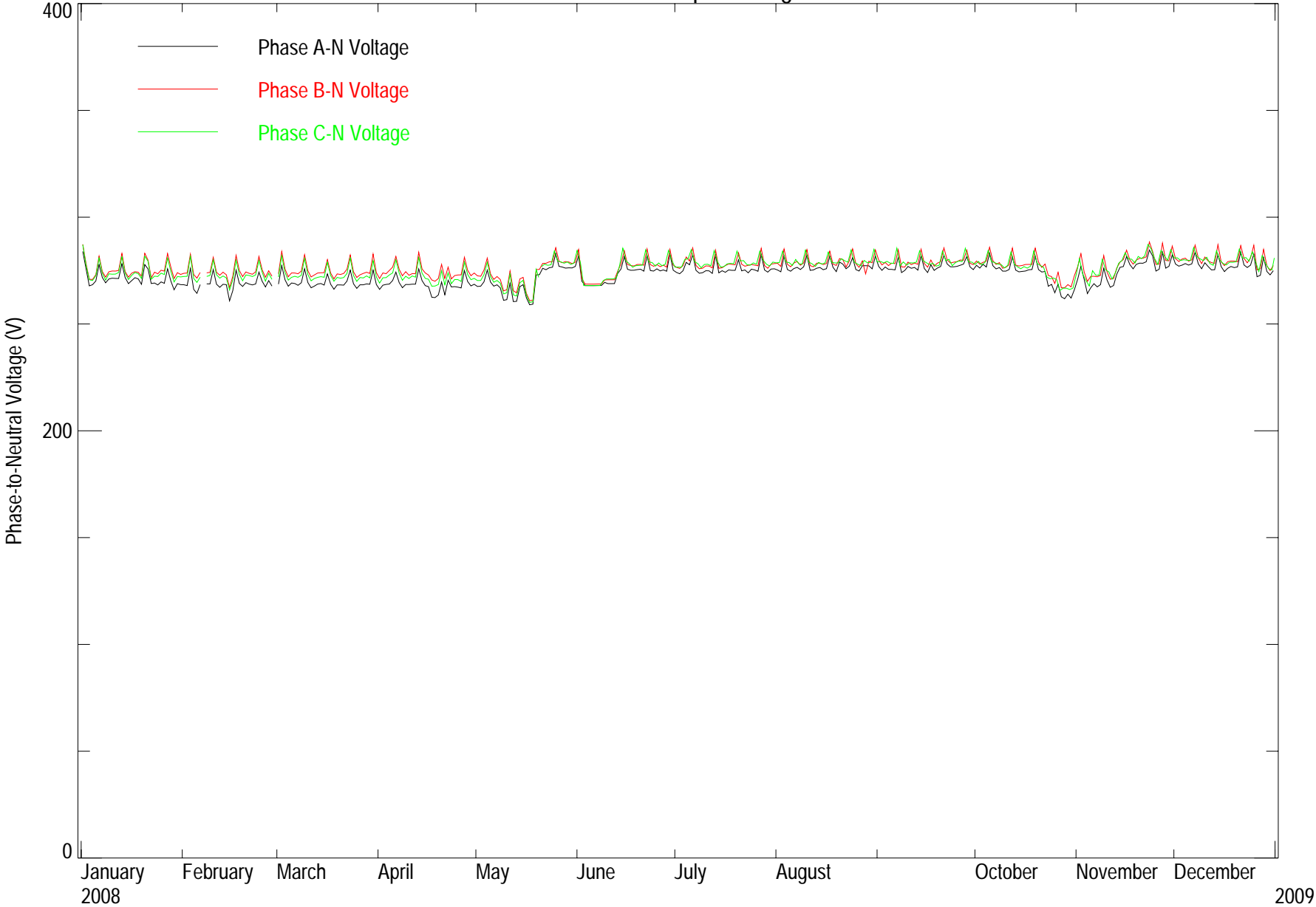
01/01/08 to 12/31/08

Date	Good Data (%)	Generator Apparent Power (kVAh)	Generator Reactive Power (kVARh)	Generator True Power (kWh)	Power Factor (-)
Jan 2008	99.97	81064.05	44454.30	68682.70	0.85
Feb 2008	93.07	61219.26	33872.52	52112.90	0.85
Mar 2008	99.97	80483.82	44174.16	68229.70	0.85
Apr 2008	98.92	59471.22	34856.69	50677.10	0.85
May 2008	99.93	73449.26	53618.90	61927.10	0.84
Jun 2008	99.72	54564.30	74751.27	45720.70	0.84
Jul 2008	99.97	93580.08	52016.98	78145.20	0.84
Aug 2008	100.00	87283.15	48329.88	73124.10	0.84
Sep 2008	100.00	85835.61	47821.23	72097.10	0.84
Oct 2008	99.97	70844.86	39511.70	59673.00	0.84
Nov 2008	100.00	50895.22	28504.65	42865.90	0.84
Dec 2008	100.00	84663.34	47077.23	71291.20	0.84
Total	99.32	883354.19	548989.50	744546.69	0.84

Generator Output Power



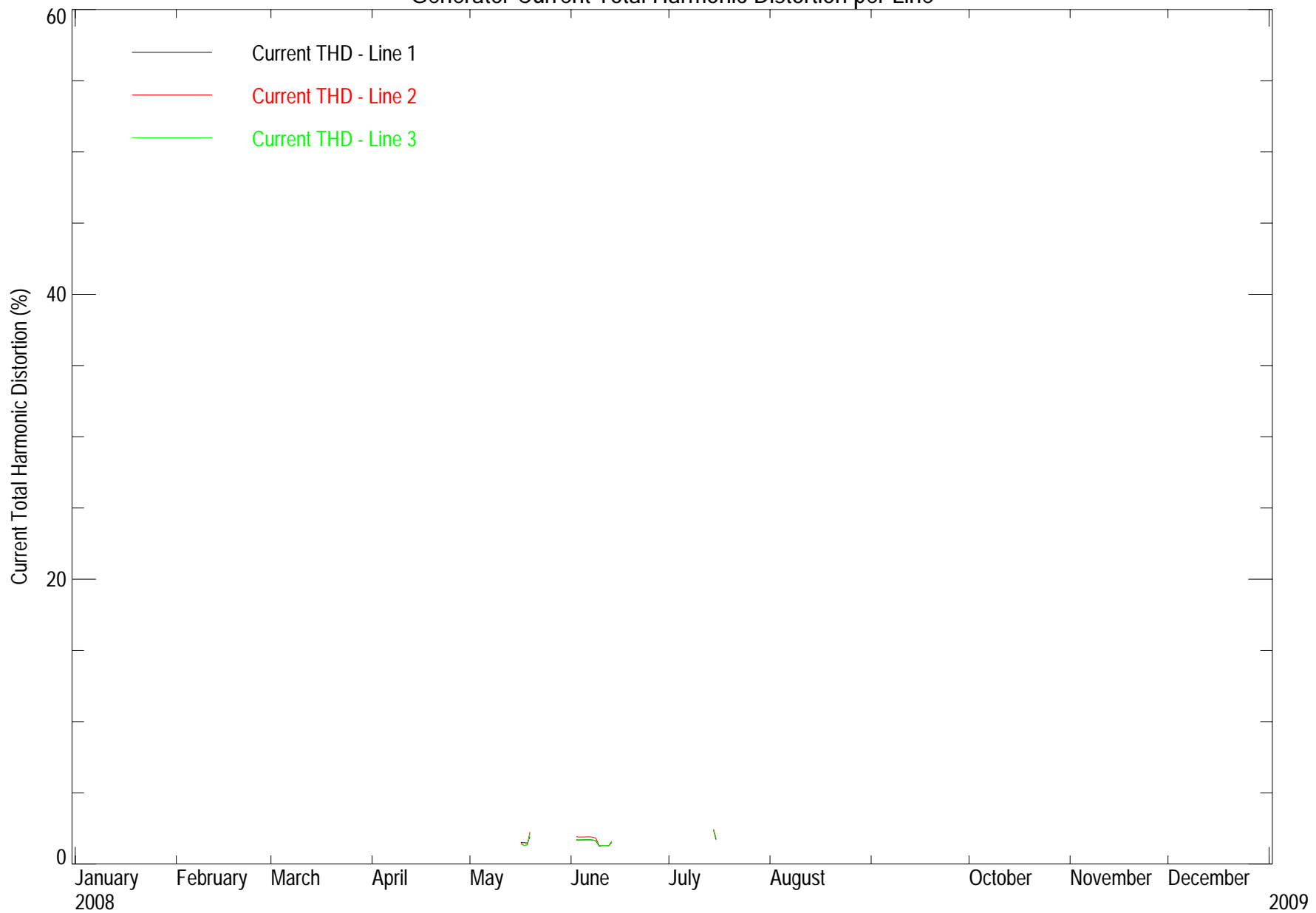
Generator Output Voltage



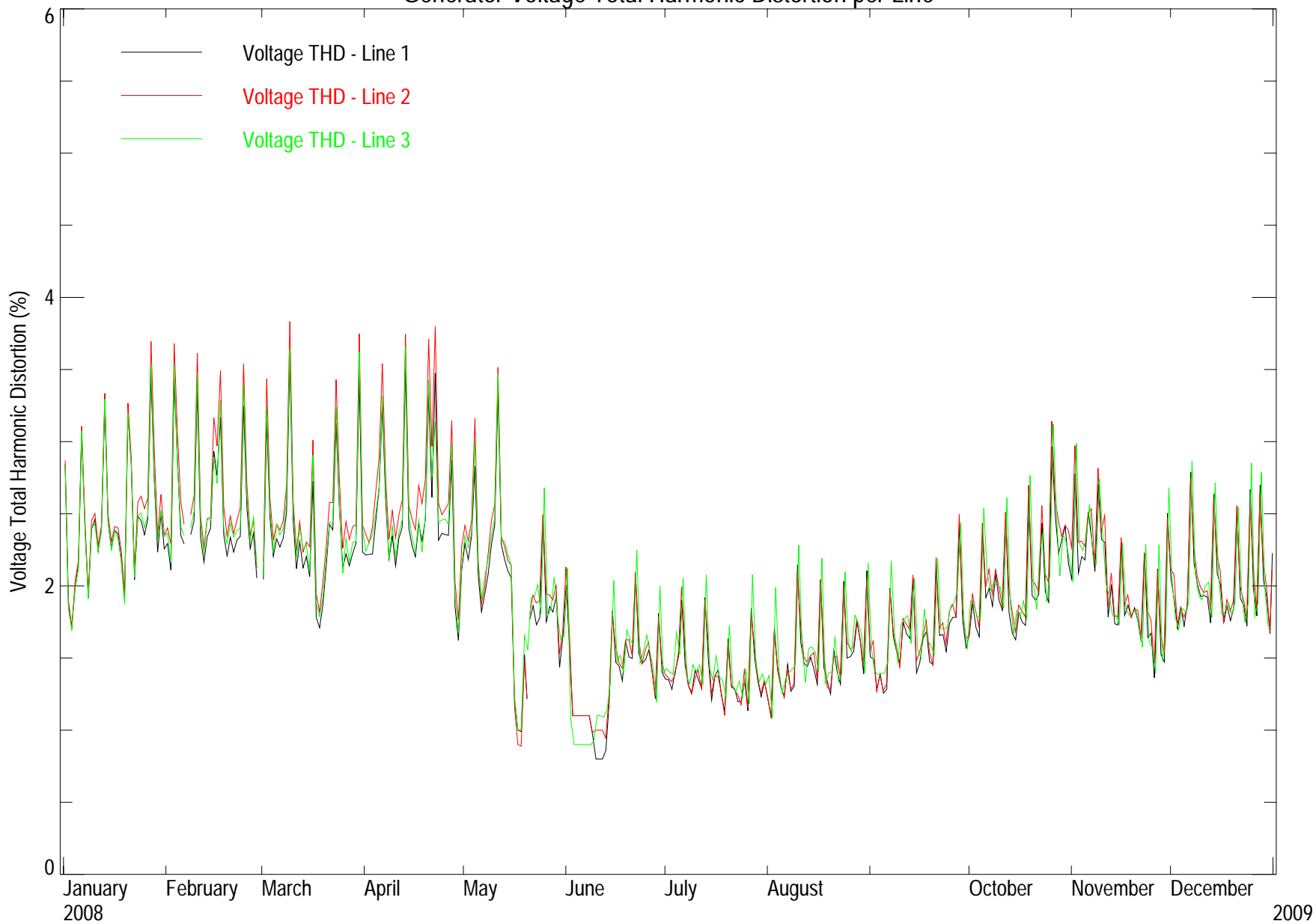
Generator Output Current



Generator Current Total Harmonic Distortion per Line



Generator Voltage Total Harmonic Distortion per Line



Generator Output Power Factor

