

GENERATOR POWER QUALITY - DATA SUMMARY

Hazel Towers, Bronx, NY

09/01/08 to 09/30/08

	Line 1			Line 2			Line 3			Totals		
	Min	Avg	Max	Min	Avg	Max	Min	Avg	Max	Min	Avg	Max
Voltage (V)	281.3	286.7	292.5	278.4	285.0	291.3	280.6	286.3	293.0	n/a	n/a	n/a
Current (amps)	2.43	42.33	144.89	2.73	41.32	138.71	2.81	43.72	150.47	n/a	n/a	n/a
True Power (kW)	n/a	n/a	n/a	n/a	n/a	n/a	n/a	n/a	n/a	41.9	70.6	103.3
Apparent Power (kVA)	0.7	12.1	41.3	0.8	11.8	39.7	0.8	12.5	43.2	3.2	36.1	122.6
Power Factor (-)	n/a	n/a	n/a	n/a	n/a	n/a	n/a	n/a	n/a	0.74	0.80	0.84
Voltage THD (%)	n/a	n/a	n/a	n/a	n/a	n/a	n/a	n/a	n/a	n/a	n/a	n/a
Current THD (%)	n/a	n/a	n/a	n/a	n/a	n/a	n/a	n/a	n/a	n/a	n/a	n/a
Frequency (hz)	n/a	n/a	n/a	n/a	n/a	n/a	n/a	n/a	n/a	60.0	60.0	60.0

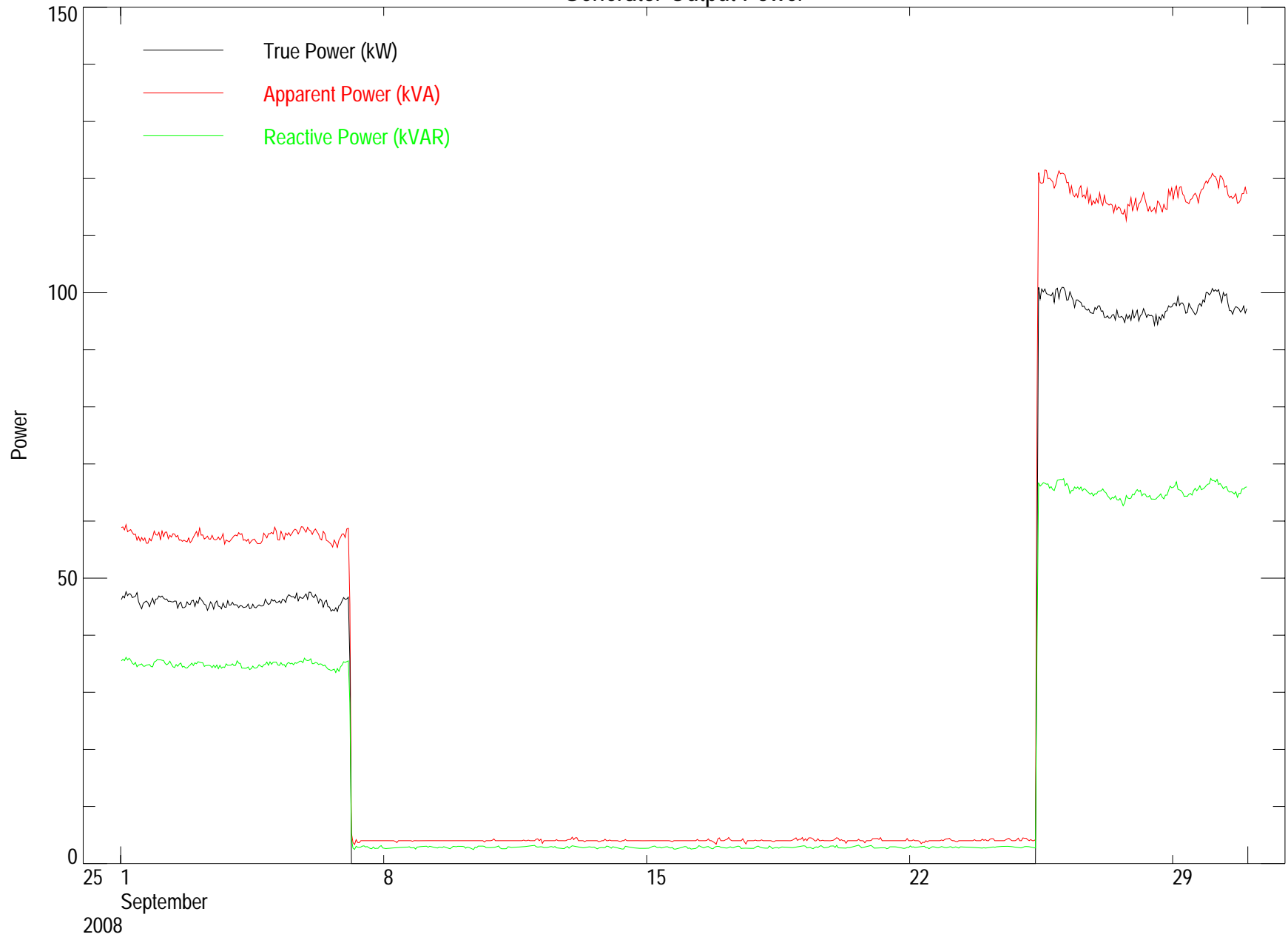
GENERATOR POWER QUALITY - DATA SUMMARY

Hazel Towers, Bronx, NY

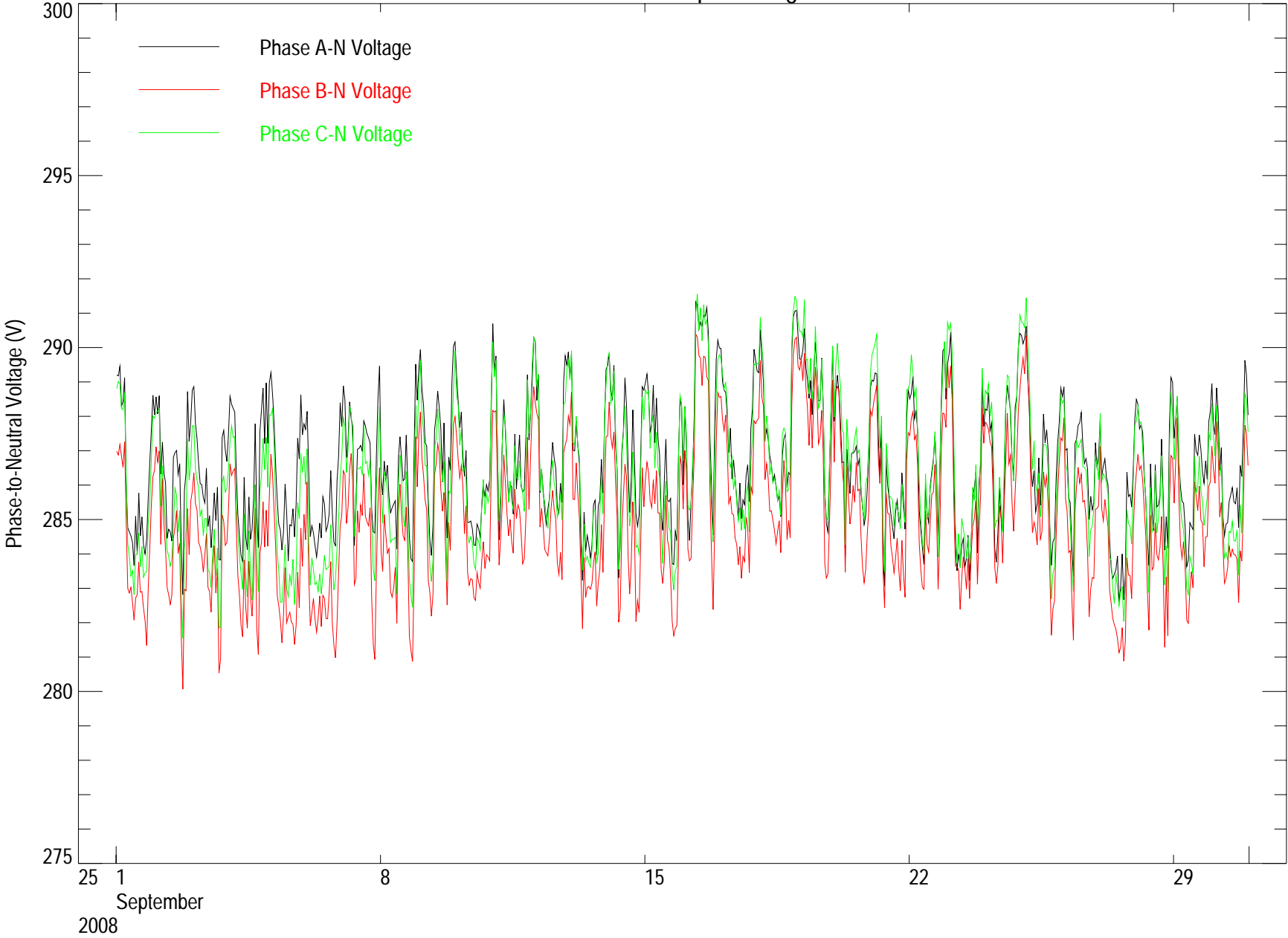
09/01/08 to 09/30/08

Date	Good Data (%)	Generator Apparent Power (kVAh)	Generator Reactive Power (kVARh)	Generator True Power (kWh)	Power Factor (-)
09/01/08	100.00	1381.36	843.49	1110.39	0.80
09/02/08	100.00	1372.16	837.82	1099.59	0.80
09/03/08	100.00	1370.09	833.46	1090.36	0.80
09/04/08	100.00	1367.54	830.95	1084.69	0.79
09/05/08	100.00	1392.13	843.48	1113.89	0.80
09/06/08	100.00	1371.91	831.39	1098.37	0.80
09/07/08	100.00	246.66	159.85	128.57	0.52
09/08/08	100.00	95.44	66.71	0.00	-
09/09/08	100.00	95.98	69.22	0.00	-
09/10/08	100.00	96.16	68.57	0.00	-
09/11/08	100.00	96.21	69.29	0.00	-
09/12/08	100.00	97.15	68.29	0.00	-
09/13/08	100.00	97.65	68.71	0.00	-
09/14/08	100.00	96.05	66.10	0.00	-
09/15/08	100.00	95.79	67.07	0.00	-
09/16/08	100.00	96.21	67.69	0.00	-
09/17/08	100.00	96.85	67.08	0.00	-
09/18/08	100.00	96.84	67.28	0.00	-
09/19/08	100.00	99.71	69.88	0.00	-
09/20/08	100.00	96.88	69.73	0.00	-
09/21/08	100.00	98.63	66.81	0.00	-
09/22/08	100.00	95.39	68.89	0.00	-
09/23/08	100.00	97.08	67.90	0.00	-
09/24/08	100.00	98.84	69.42	0.00	-
09/25/08	100.00	1797.97	993.13	1449.53	0.81
09/26/08	100.00	2828.20	1575.73	2360.16	0.83
09/27/08	100.00	2764.82	1542.73	2304.82	0.83
09/28/08	100.00	2774.21	1551.32	2307.74	0.83
09/29/08	100.00	2819.56	1571.68	2350.24	0.83
09/30/08	100.00	2837.19	1579.88	2361.43	0.83
Total	100.00	25970.66	15153.57	19859.79	0.76

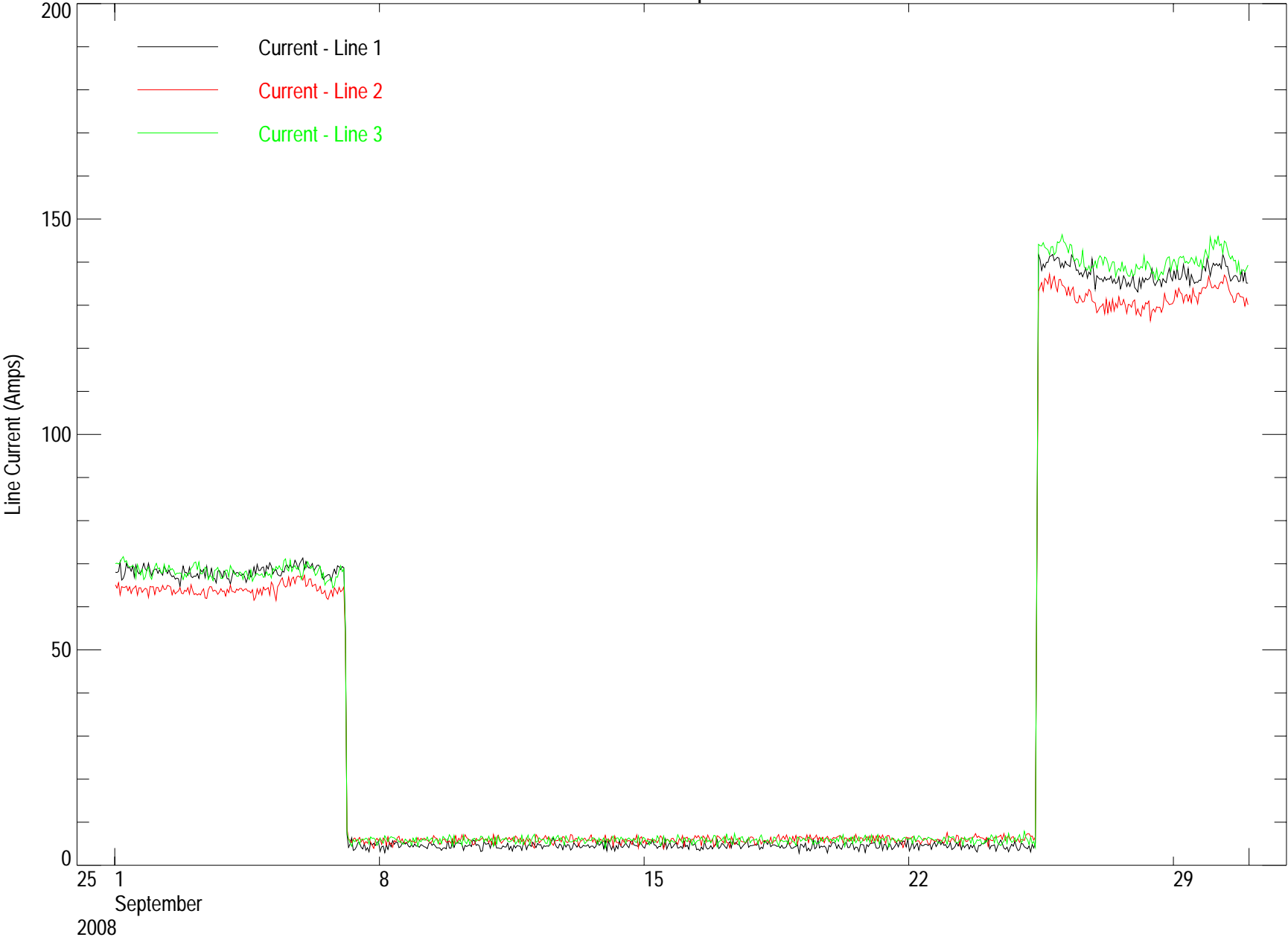
Generator Output Power



Generator Output Voltage



Generator Output Current



Generator Output Power Factor

