

GENERATOR POWER QUALITY - DATA SUMMARY

Hazel Towers, Bronx, NY

10/01/08 to 10/31/08

	Line 1			Line 2			Line 3			Totals		
	Min	Avg	Max	Min	Avg	Max	Min	Avg	Max	Min	Avg	Max
Voltage (V)	275.5	286.1	294.4	273.8	284.9	294.9	275.2	286.0	295.6	n/a	n/a	n/a
Current (amps)	2.46	55.99	143.83	3.65	54.27	138.88	3.65	58.82	149.68	n/a	n/a	n/a
True Power (kW)	n/a	n/a	n/a	n/a	n/a	n/a	n/a	n/a	n/a	40.9	53.6	102.3
Apparent Power (kVA)	0.7	16.0	41.3	1.0	15.4	40.0	1.0	16.8	43.4	4.0	48.1	123.6
Power Factor (-)	n/a	n/a	n/a	n/a	n/a	n/a	n/a	n/a	n/a	0.72	0.78	0.83
Voltage THD (%)	n/a	n/a	n/a	n/a	n/a	n/a	n/a	n/a	n/a	n/a	n/a	n/a
Current THD (%)	n/a	n/a	n/a	n/a	n/a	n/a	n/a	n/a	n/a	n/a	n/a	n/a
Frequency (hz)	n/a	n/a	n/a	n/a	n/a	n/a	n/a	n/a	n/a	60.0	60.0	60.0

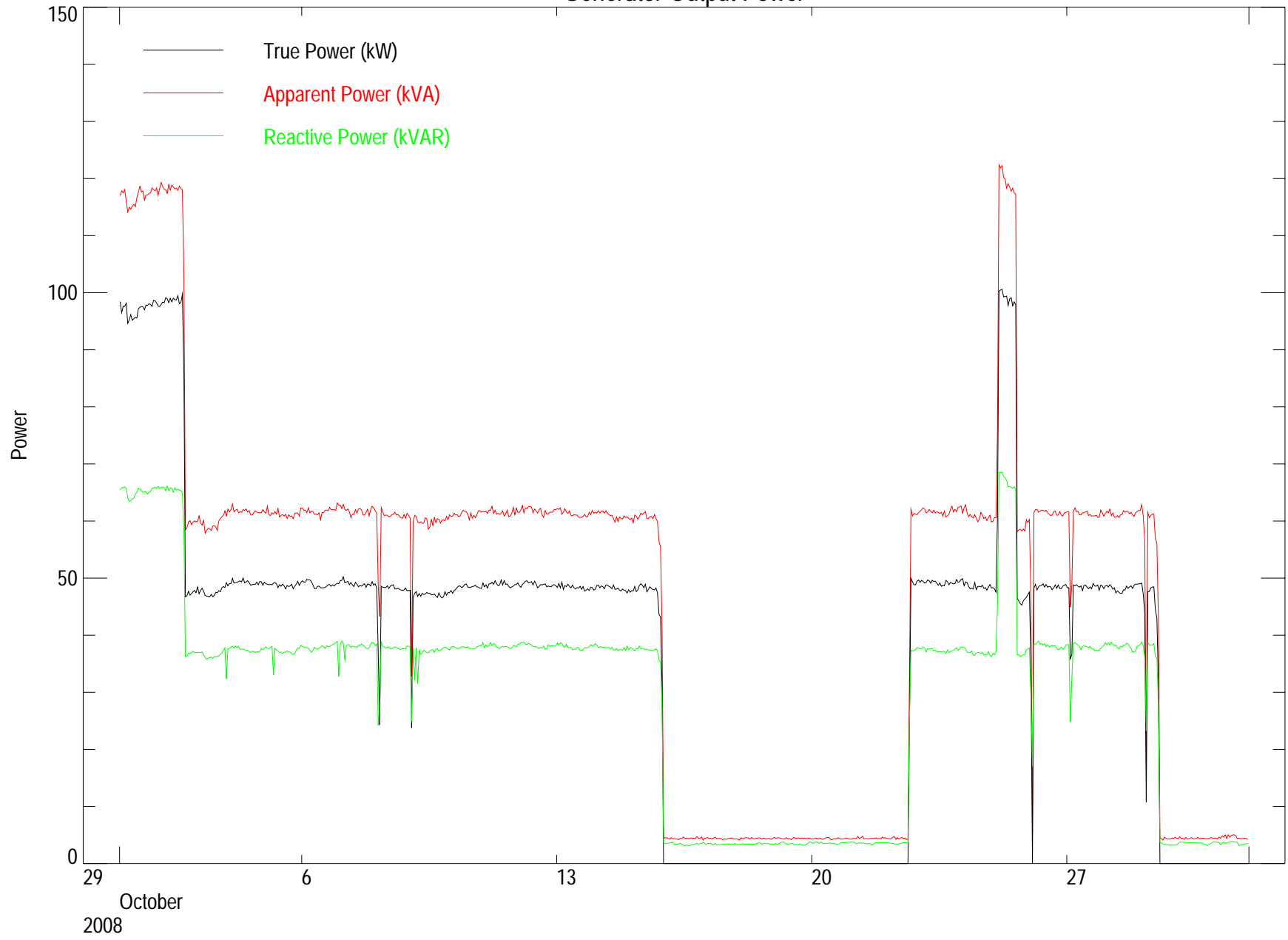
GENERATOR POWER QUALITY - DATA SUMMARY

Hazel Towers, Bronx, NY

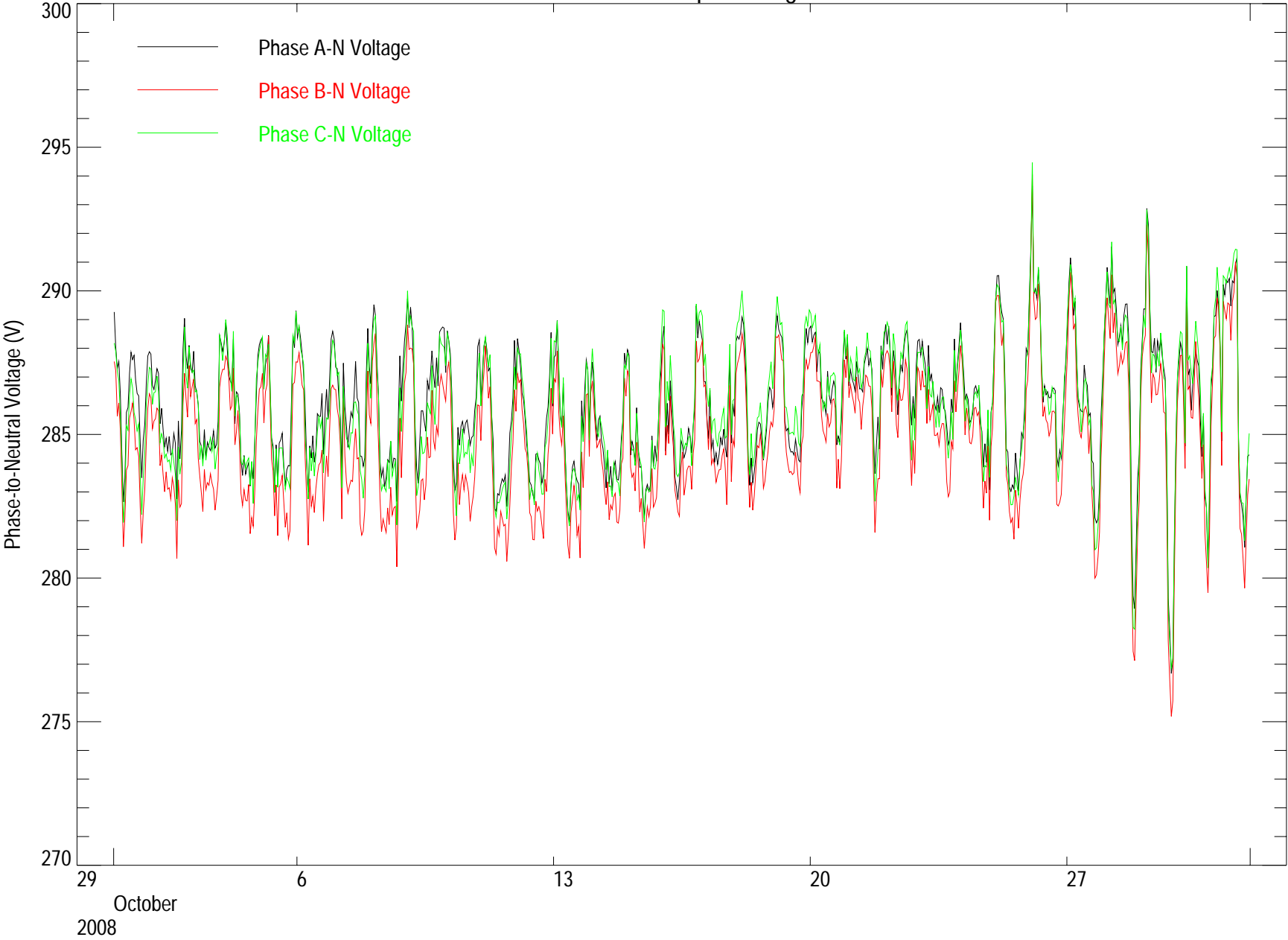
10/01/08 to 10/31/08

Date	Good Data (%)	Generator Apparent Power (kVAh)	Generator Reactive Power (kVARh)	Generator True Power (kWh)	Power Factor (-)
10/01/08	100.00	2803.95	1561.77	2329.58	0.83
10/02/08	100.00	2528.51	1422.32	2095.27	0.83
10/03/08	100.00	1434.20	875.36	1143.97	0.80
10/04/08	100.00	1481.06	899.63	1181.61	0.80
10/05/08	100.00	1469.57	891.86	1171.12	0.80
10/06/08	100.00	1481.73	910.45	1172.59	0.79
10/07/08	100.00	1484.41	909.15	1176.59	0.79
10/08/08	100.00	1436.21	885.30	1123.11	0.78
10/09/08	100.00	1412.96	873.28	1107.12	0.78
10/10/08	100.00	1467.80	908.86	1159.76	0.79
10/11/08	100.00	1476.85	913.84	1173.23	0.79
10/12/08	100.00	1483.72	915.58	1173.37	0.79
10/13/08	100.00	1471.23	910.05	1161.21	0.79
10/14/08	100.00	1463.70	906.23	1157.64	0.79
10/15/08	100.00	1315.32	818.41	1032.43	0.78
10/16/08	100.00	106.21	81.75	0.00	-
10/17/08	100.00	104.83	81.71	0.00	-
10/18/08	100.00	105.61	82.59	0.00	-
10/19/08	100.00	105.78	83.19	0.00	-
10/20/08	100.00	104.86	85.90	0.00	-
10/21/08	100.00	105.86	85.98	0.00	-
10/22/08	100.00	534.06	344.95	370.65	0.69
10/23/08	100.00	1479.12	896.54	1181.15	0.80
10/24/08	100.00	1465.55	888.32	1168.39	0.80
10/25/08	100.00	2161.39	1253.90	1762.39	0.82
10/26/08	100.00	1404.79	885.38	1103.06	0.79
10/27/08	100.00	1443.21	892.09	1139.92	0.79
10/28/08	100.00	1471.36	914.06	1158.67	0.79
10/29/08	100.00	769.64	503.94	559.65	0.73
10/30/08	100.00	105.92	85.46	0.00	-
10/31/08	100.00	109.85	86.43	0.00	-
Total	100.00	35789.24	21854.31	27802.45	0.78

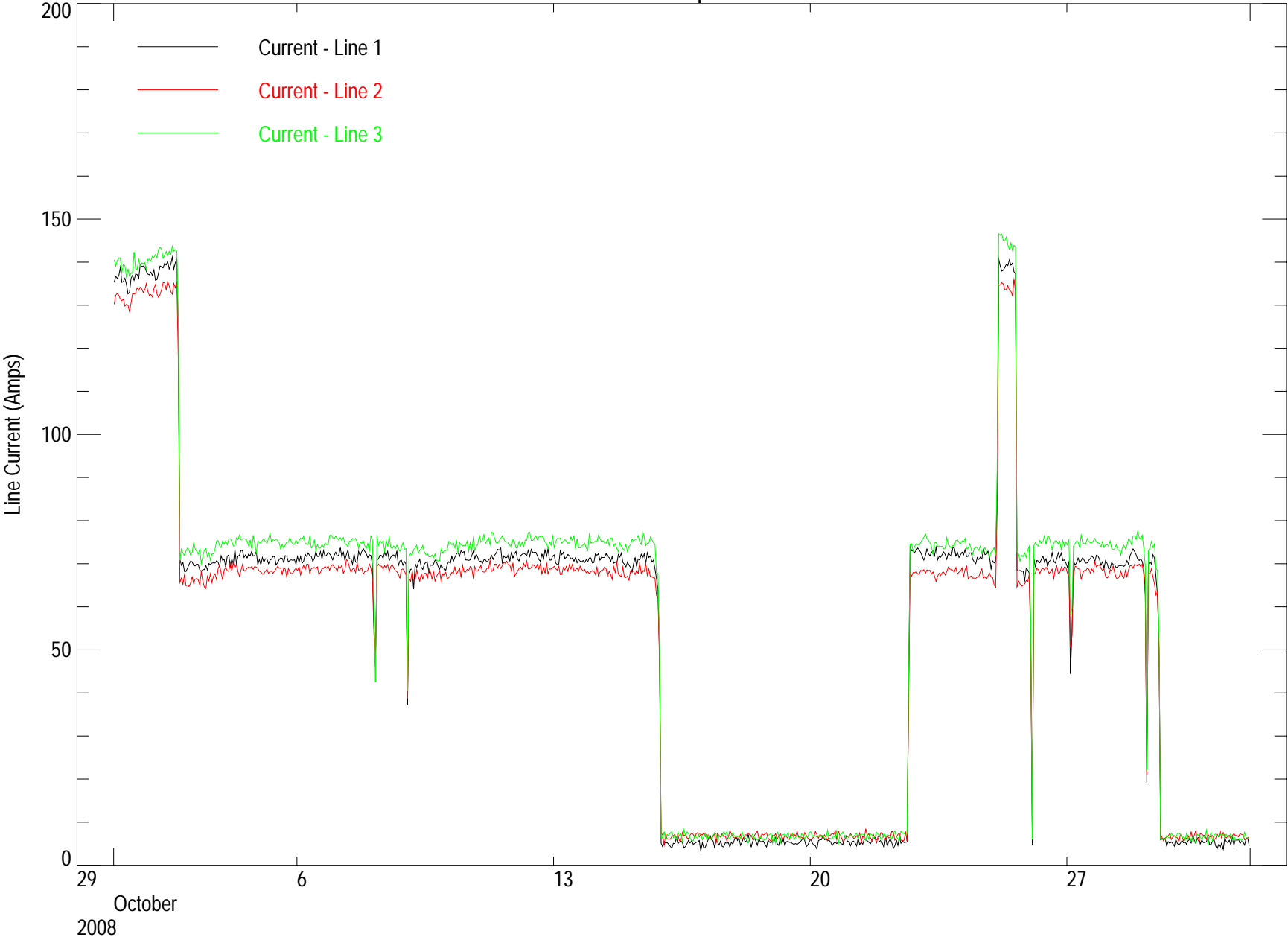
Generator Output Power



Generator Output Voltage



Generator Output Current



Generator Output Power Factor

