

GENERATOR POWER QUALITY - DATA SUMMARY

Hazel Towers, Bronx, NY

01/01/09 to 01/31/09

	Line 1			Line 2			Line 3			Totals		
	Min	Avg	Max	Min	Avg	Max	Min	Avg	Max	Min	Avg	Max
Voltage (V)	276.5	286.6	296.0	274.6	285.4	294.8	275.7	286.9	296.9	n/a	n/a	n/a
Current (amps)	0.02	54.81	180.95	0.01	54.87	177.27	0.01	55.13	177.35	n/a	n/a	n/a
True Power (kW)	n/a	n/a	n/a	n/a	n/a	n/a	n/a	n/a	n/a	0.0	67.9	116.0
Apparent Power (kVA)	0.0	15.5	51.0	0.0	15.5	50.0	0.0	15.6	50.2	0.0	46.5	150.7
Power Factor (-)	n/a	n/a	n/a	n/a	n/a	n/a	n/a	n/a	n/a	0.01	0.59	0.99
Voltage THD (%)	n/a	n/a	n/a	n/a	n/a	n/a	n/a	n/a	n/a	n/a	n/a	n/a
Current THD (%)	n/a	n/a	n/a	n/a	n/a	n/a	n/a	n/a	n/a	n/a	n/a	n/a
Frequency (hz)	n/a	n/a	n/a	n/a	n/a	n/a	n/a	n/a	n/a	60.0	60.0	60.0

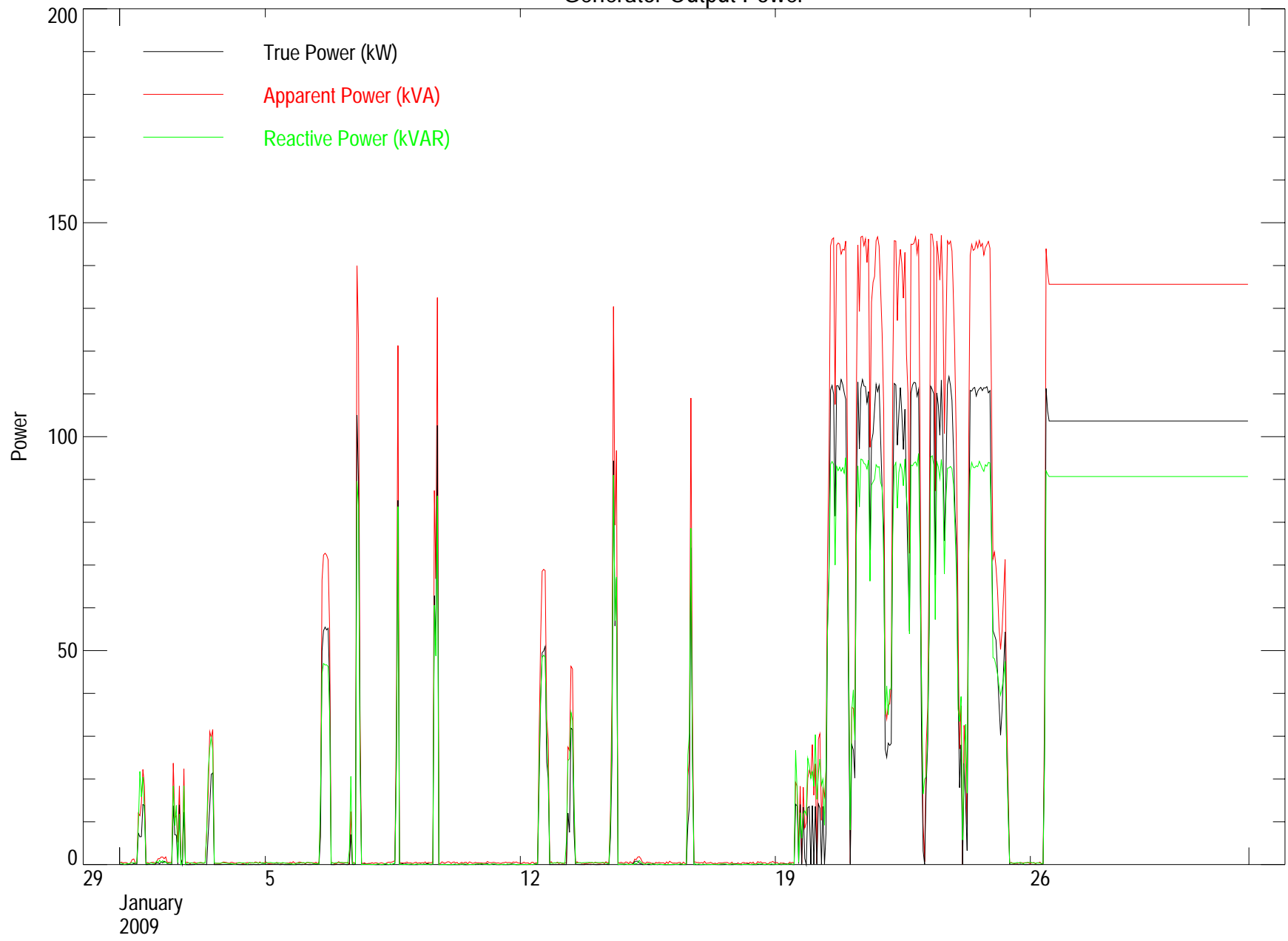
GENERATOR POWER QUALITY - DATA SUMMARY

Hazel Towers, Bronx, NY

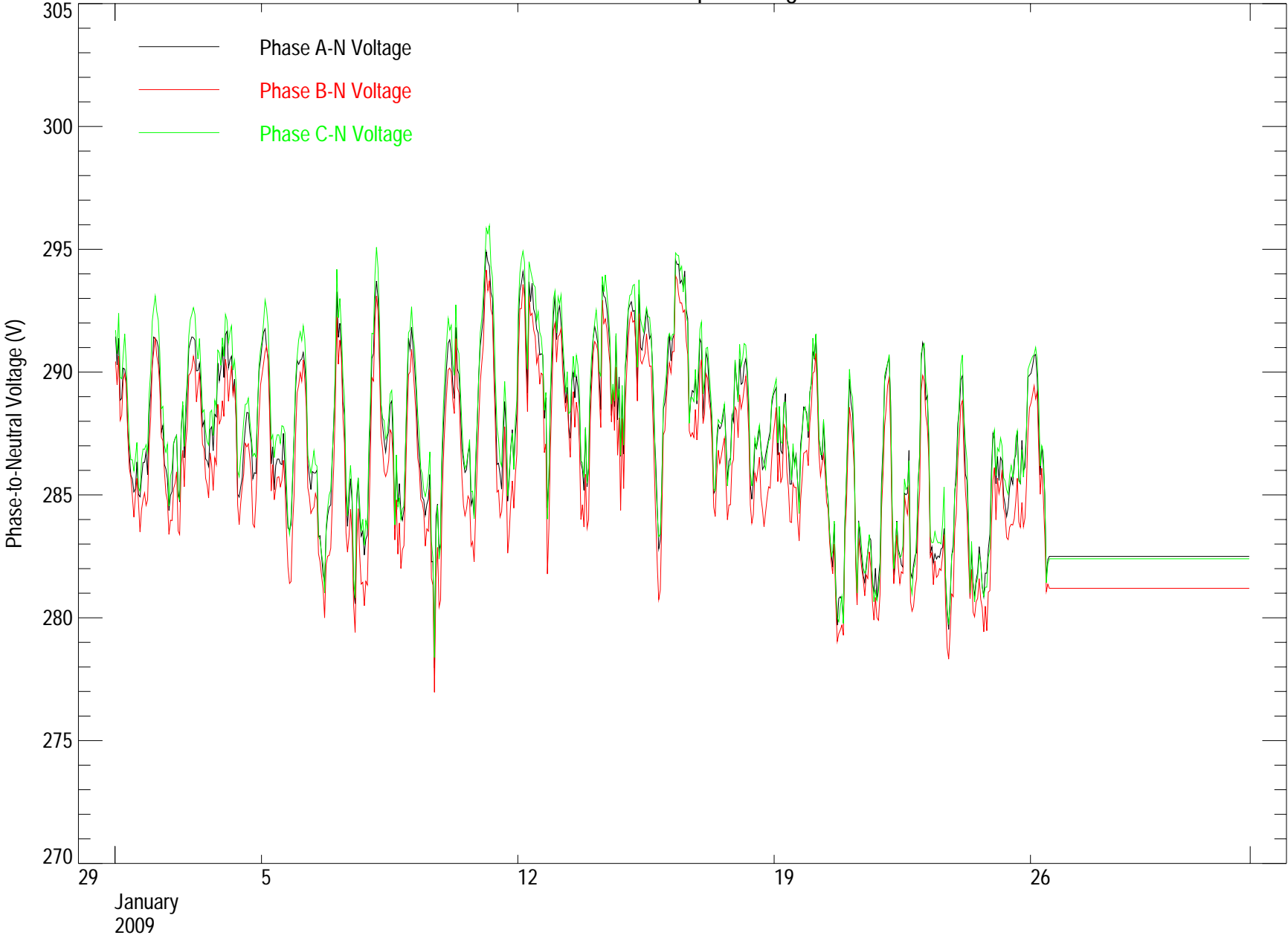
01/01/09 to 01/31/09

Date	Good Data (%)	Generator Apparent Power (kVAh)	Generator Reactive Power (kVARh)	Generator True Power (kWh)	Power Factor (-)
01/01/09	100.00	87.83	84.74	48.92	0.56
01/02/09	100.00	107.92	79.62	58.86	0.55
01/03/09	100.00	124.19	119.21	63.89	0.51
01/04/09	100.00	9.62	7.76	0.57	0.06
01/05/09	100.00	9.33	8.23	0.77	0.08
01/06/09	100.00	428.76	288.98	319.20	0.74
01/07/09	100.00	318.55	224.90	231.45	0.73
01/08/09	100.00	165.21	107.94	111.64	0.68
01/09/09	100.00	295.44	196.73	217.79	0.74
01/10/09	100.00	10.20	1.81	0.52	0.05
01/11/09	100.00	10.72	1.32	0.99	0.09
01/12/09	100.00	358.24	263.25	252.15	0.70
01/13/09	100.00	166.11	146.16	91.03	0.55
01/14/09	100.00	367.19	263.03	248.29	0.68
01/15/09	100.00	15.25	4.13	3.72	0.24
01/16/09	100.00	200.37	160.37	124.52	0.62
01/17/09	100.00	8.61	1.62	0.61	0.07
01/18/09	100.00	9.47	1.75	0.71	0.08
01/19/09	100.00	163.88	167.73	84.78	0.52
01/20/09	100.00	2020.28	1399.93	1468.43	0.73
01/21/09	100.00	2711.48	1837.87	2051.47	0.76
01/22/09	100.00	2690.68	1856.86	2019.19	0.75
01/23/09	100.00	2565.71	1749.64	1929.20	0.75
01/24/09	100.00	2486.05	1686.90	1886.76	0.76
01/25/09	100.00	561.48	397.80	397.70	0.71
01/26/09	100.00	1950.05	1298.24	1489.63	0.76
01/27/09	100.00	3254.88	2176.56	2487.84	0.76
01/28/09	100.00	3254.88	2176.56	2487.84	0.76
01/29/09	100.00	3254.88	2176.56	2487.84	0.76
01/30/09	100.00	3254.88	2176.56	2487.84	0.76
01/31/09	100.00	3254.88	2176.56	2487.84	0.76
Total	100.00	34116.99	23239.29	25541.99	0.75

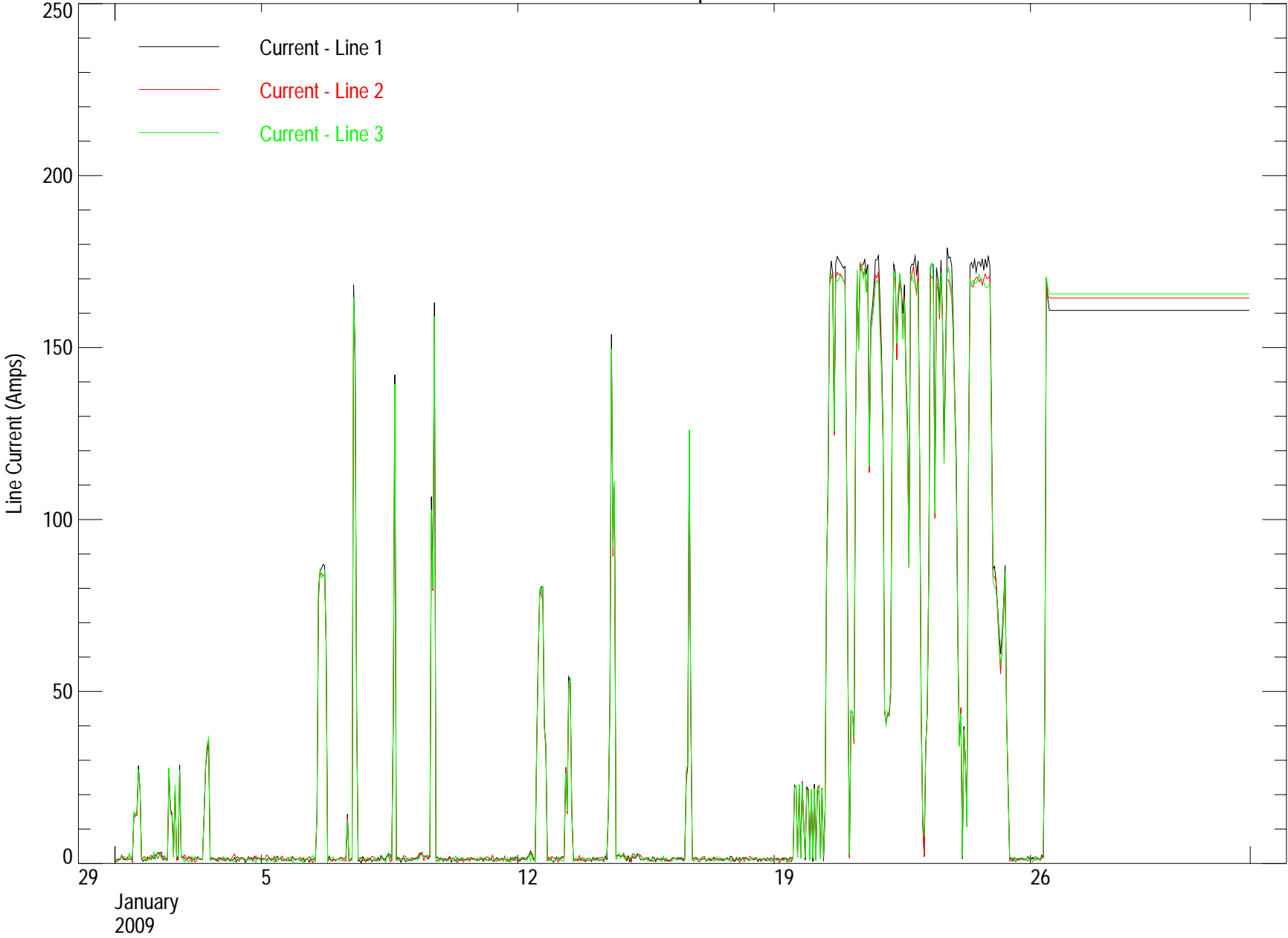
Generator Output Power



Generator Output Voltage



Generator Output Current



Generator Output Power Factor

