

GENERATOR POWER QUALITY - DATA SUMMARY

Hazel Towers, Bronx, NY

02/01/09 to 02/28/09

	Line 1			Line 2			Line 3			Totals		
	Min	Avg	Max	Min	Avg	Max	Min	Avg	Max	Min	Avg	Max
Voltage (V)	282.5	282.5	282.5	281.2	281.2	281.2	282.4	282.4	282.4	n/a	n/a	n/a
Current (amps)	160.80	160.80	160.80	164.40	164.40	164.40	165.60	165.60	165.60	n/a	n/a	n/a
True Power (kW)	n/a	n/a	n/a	n/a	n/a	n/a	n/a	n/a	n/a	103.7	103.7	103.7
Apparent Power (kVA)	45.4	45.4	45.4	46.2	46.2	46.2	46.8	46.8	46.8	135.6	135.6	135.6
Power Factor (-)	n/a	n/a	n/a	n/a	n/a	n/a	n/a	n/a	n/a	0.77	0.77	0.77
Voltage THD (%)	n/a	n/a	n/a	n/a	n/a	n/a	n/a	n/a	n/a	n/a	n/a	n/a
Current THD (%)	n/a	n/a	n/a	n/a	n/a	n/a	n/a	n/a	n/a	n/a	n/a	n/a
Frequency (hz)	n/a	n/a	n/a	n/a	n/a	n/a	n/a	n/a	n/a	60.0	60.0	60.0

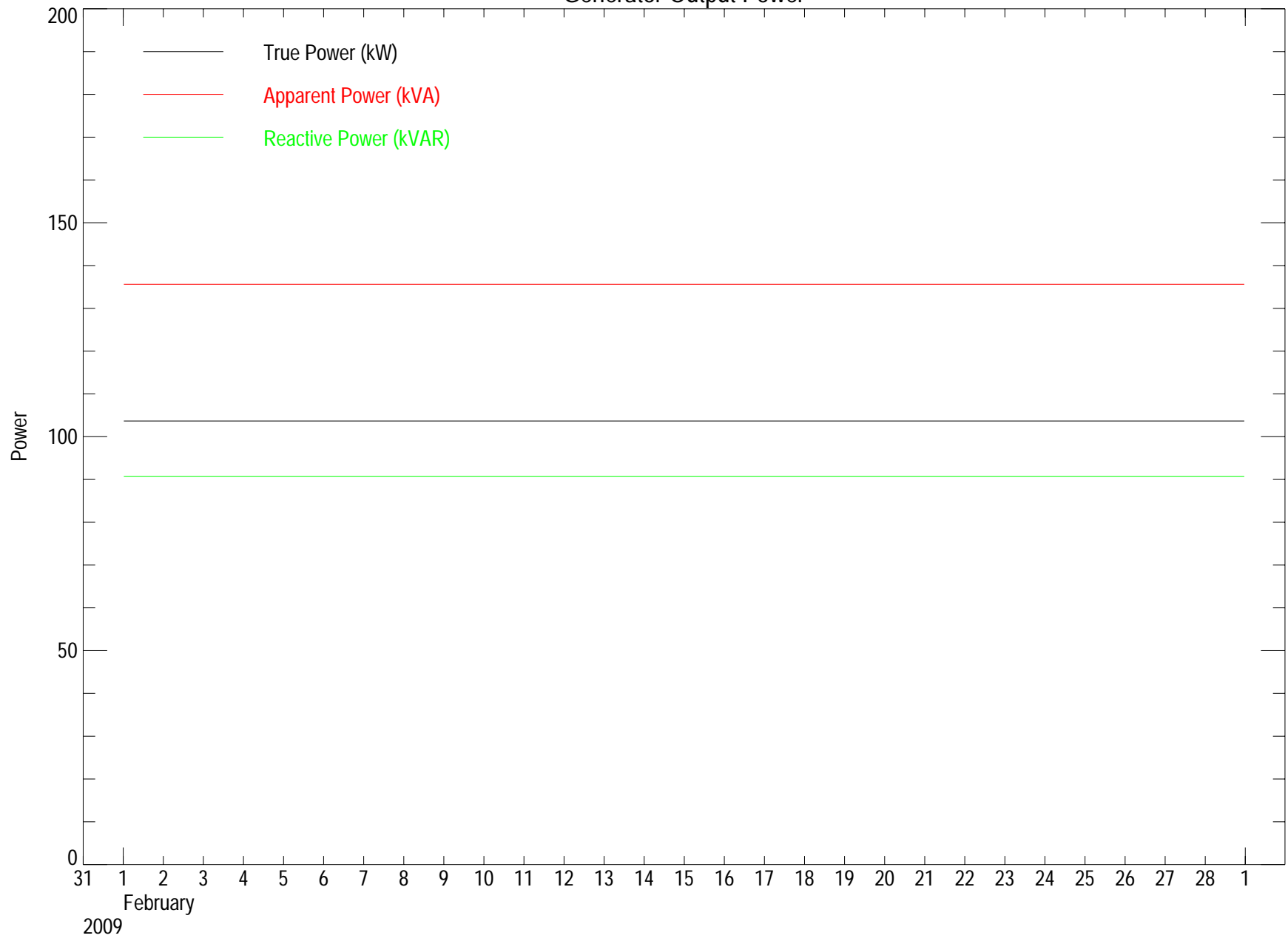
GENERATOR POWER QUALITY - DATA SUMMARY

Hazel Towers, Bronx, NY

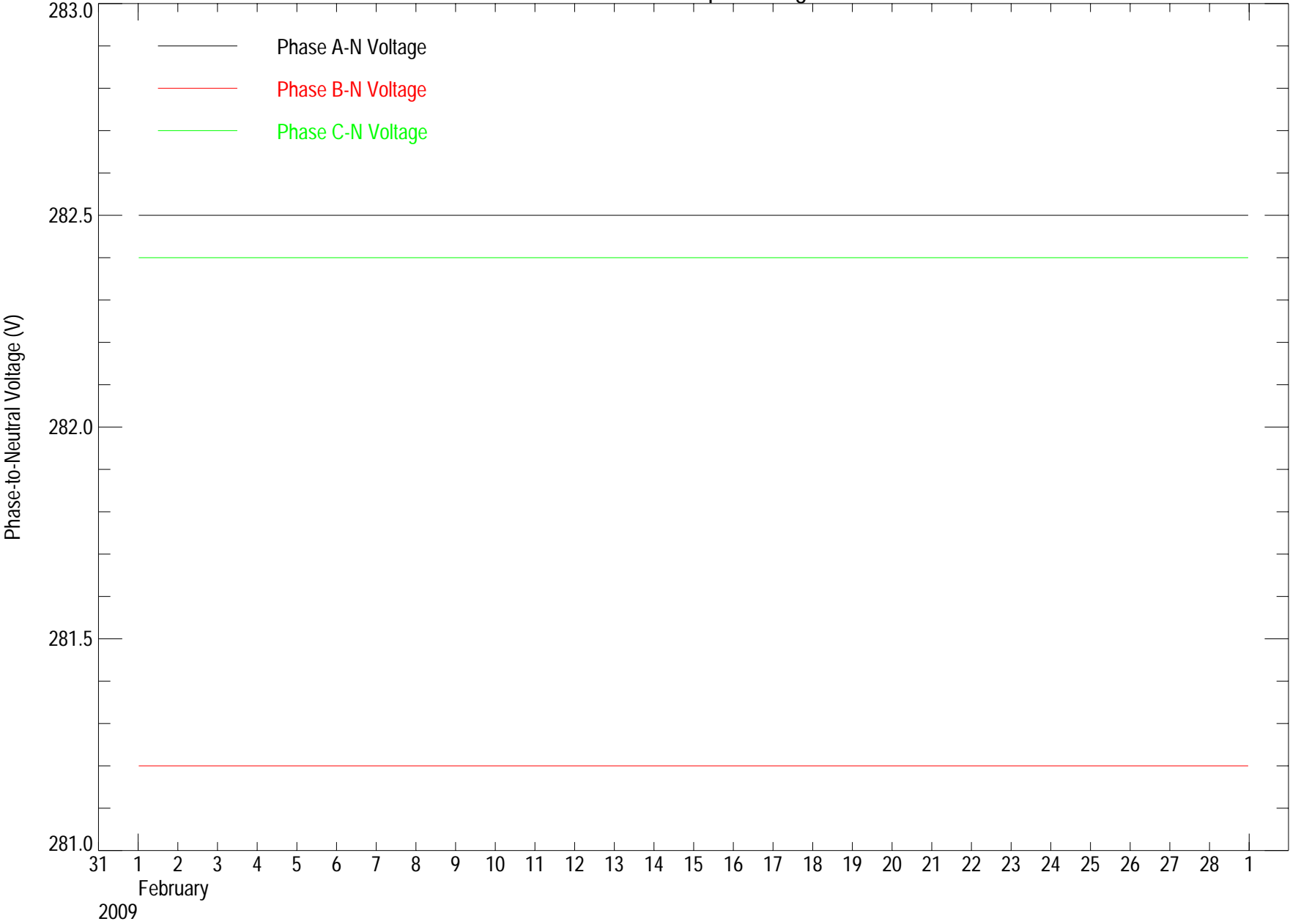
02/01/09 to 02/28/09

Date	Good Data (%)	Generator Apparent Power (kVAh)	Generator Reactive Power (kVARh)	Generator True Power (kWh)	Power Factor (-)
02/01/09	100.00	3254.88	2176.56	2487.84	0.76
02/02/09	100.00	3254.88	2176.56	2487.84	0.76
02/03/09	100.00	3254.88	2176.56	2487.84	0.76
02/04/09	100.00	3254.88	2176.56	2487.84	0.76
02/05/09	100.00	3254.88	2176.56	2487.84	0.76
02/06/09	100.00	3254.88	2176.56	2487.84	0.76
02/07/09	100.00	3254.88	2176.56	2487.84	0.76
02/08/09	100.00	3254.88	2176.56	2487.84	0.76
02/09/09	100.00	3254.88	2176.56	2487.84	0.76
02/10/09	100.00	3254.88	2176.56	2487.84	0.76
02/11/09	100.00	3254.88	2176.56	2487.84	0.76
02/12/09	100.00	3254.88	2176.56	2487.84	0.76
02/13/09	100.00	3254.88	2176.56	2487.84	0.76
02/14/09	100.00	3254.88	2176.56	2487.84	0.76
02/15/09	100.00	3254.88	2176.56	2487.84	0.76
02/16/09	100.00	3254.88	2176.56	2487.84	0.76
02/17/09	100.00	3254.88	2176.56	2487.84	0.76
02/18/09	100.00	3254.88	2176.56	2487.84	0.76
02/19/09	100.00	3254.88	2176.56	2487.84	0.76
02/20/09	100.00	3254.88	2176.56	2487.84	0.76
02/21/09	100.00	3254.88	2176.56	2487.84	0.76
02/22/09	100.00	3254.88	2176.56	2487.84	0.76
02/23/09	100.00	3254.88	2176.56	2487.84	0.76
02/24/09	100.00	3254.88	2176.56	2487.84	0.76
02/25/09	100.00	3254.88	2176.56	2487.84	0.76
02/26/09	100.00	3254.88	2176.56	2487.84	0.76
02/27/09	100.00	3254.88	2176.56	2487.84	0.76
02/28/09	100.00	3254.88	2176.56	2487.84	0.76
Total	100.00	91136.64	60943.68	69659.52	0.76

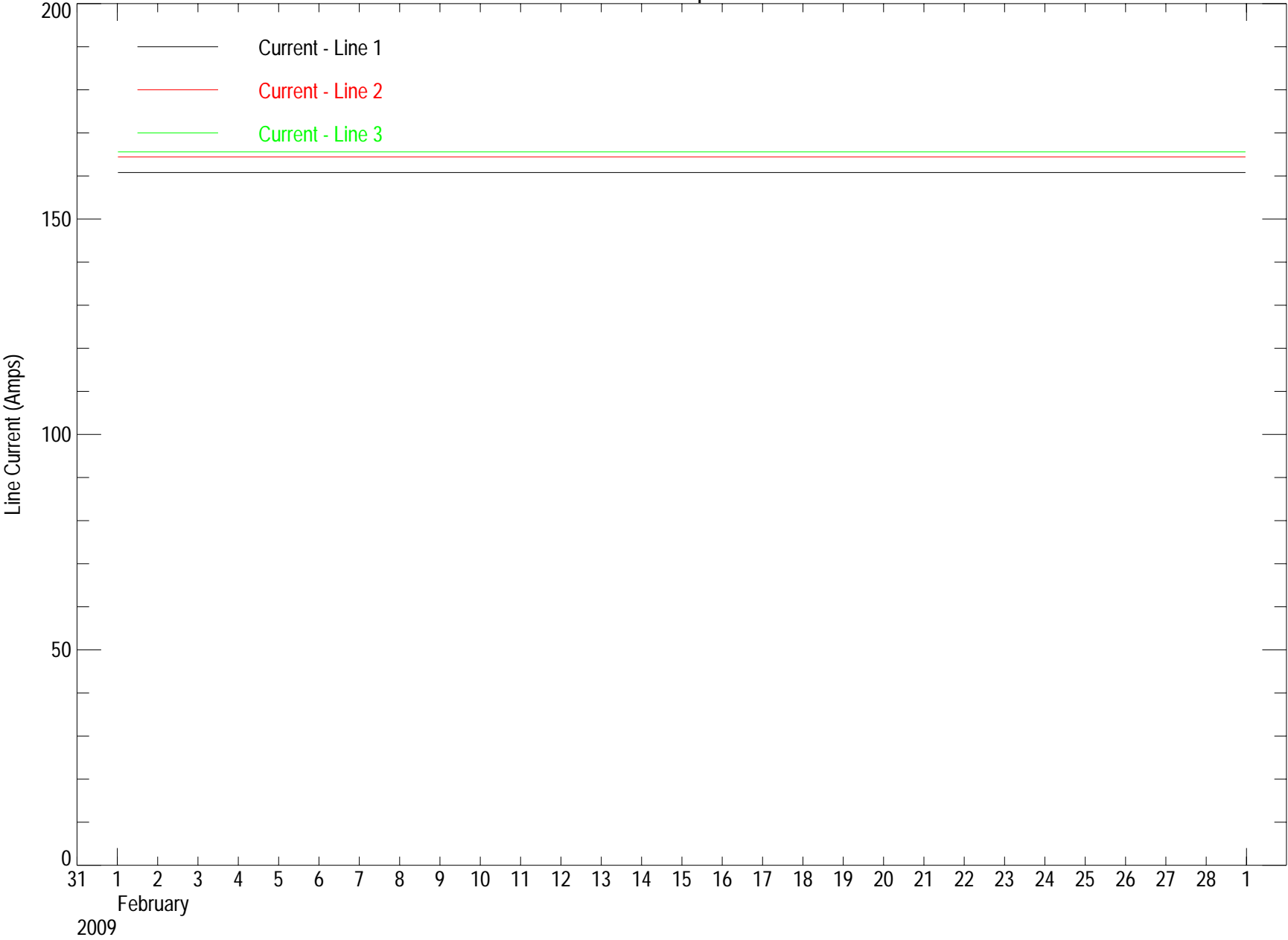
Generator Output Power



Generator Output Voltage



Generator Output Current



Generator Output Power Factor

