

## FACILITY POWER QUALITY - DATA SUMMARY

Arrow Linen

09/01/05 to 09/30/05

### Generator Off

	Line 1			Line 2			Line 3			Totals		
	Min	Avg	Max	Min	Avg	Max	Min	Avg	Max	Min	Avg	Max
Voltage (V)	85.8	123.8	127.6	109.1	123.2	127.6	108.9	123.1	126.7	n/a	n/a	n/a
Current (amps)	98.22	163.66	459.05	82.90	139.90	435.04	67.26	109.55	480.46	n/a	n/a	n/a
True Power (kW)	n/a	n/a	n/a	n/a	n/a	n/a	n/a	n/a	n/a	11.4	42.4	353.4
Apparent Power (kVA)	12.3	20.4	56.2	10.2	17.3	53.4	8.4	13.6	59.1	15.9	49.5	197.1
Power Factor (-)	n/a	n/a	n/a	n/a	n/a	n/a	n/a	n/a	n/a	0.14	0.73	1.00
Voltage THD (%)	1.22	2.02	2.70	0.85	1.72	2.38	0.91	1.88	2.52	n/a	n/a	n/a
Current THD (%)	5.14	23.72	39.63	3.00	19.49	29.96	5.80	31.77	49.10	n/a	n/a	n/a
Frequency (hz)	n/a	n/a	n/a	n/a	n/a	n/a	n/a	n/a	n/a	60.0	60.0	60.1

### Generator On

	Line 1			Line 2			Line 3			Totals		
	Min	Avg	Max	Min	Avg	Max	Min	Avg	Max	Min	Avg	Max
Voltage (V)	109.6	119.7	127.2	110.7	119.5	126.5	109.2	119.6	126.2	n/a	n/a	n/a
Current (amps)	139.65	342.07	498.99	118.68	326.57	463.66	80.26	332.90	496.00	n/a	n/a	n/a
True Power (kW)	n/a	n/a	n/a	n/a	n/a	n/a	n/a	n/a	n/a	0.0	61.7	349.1
Apparent Power (kVA)	17.6	42.0	60.6	14.8	40.1	57.0	10.1	40.8	61.0	11.4	317.9	451.3
Power Factor (-)	n/a	n/a	n/a	n/a	n/a	n/a	n/a	n/a	n/a	0.00	0.27	1.00
Voltage THD (%)	0.04	1.26	2.48	0.03	1.01	2.17	0.03	1.14	2.30	n/a	n/a	n/a
Current THD (%)	0.22	7.39	34.85	0.19	7.21	26.12	0.20	8.05	35.66	n/a	n/a	n/a
Frequency (hz)	n/a	n/a	n/a	n/a	n/a	n/a	n/a	n/a	n/a	1.9	59.4	60.1

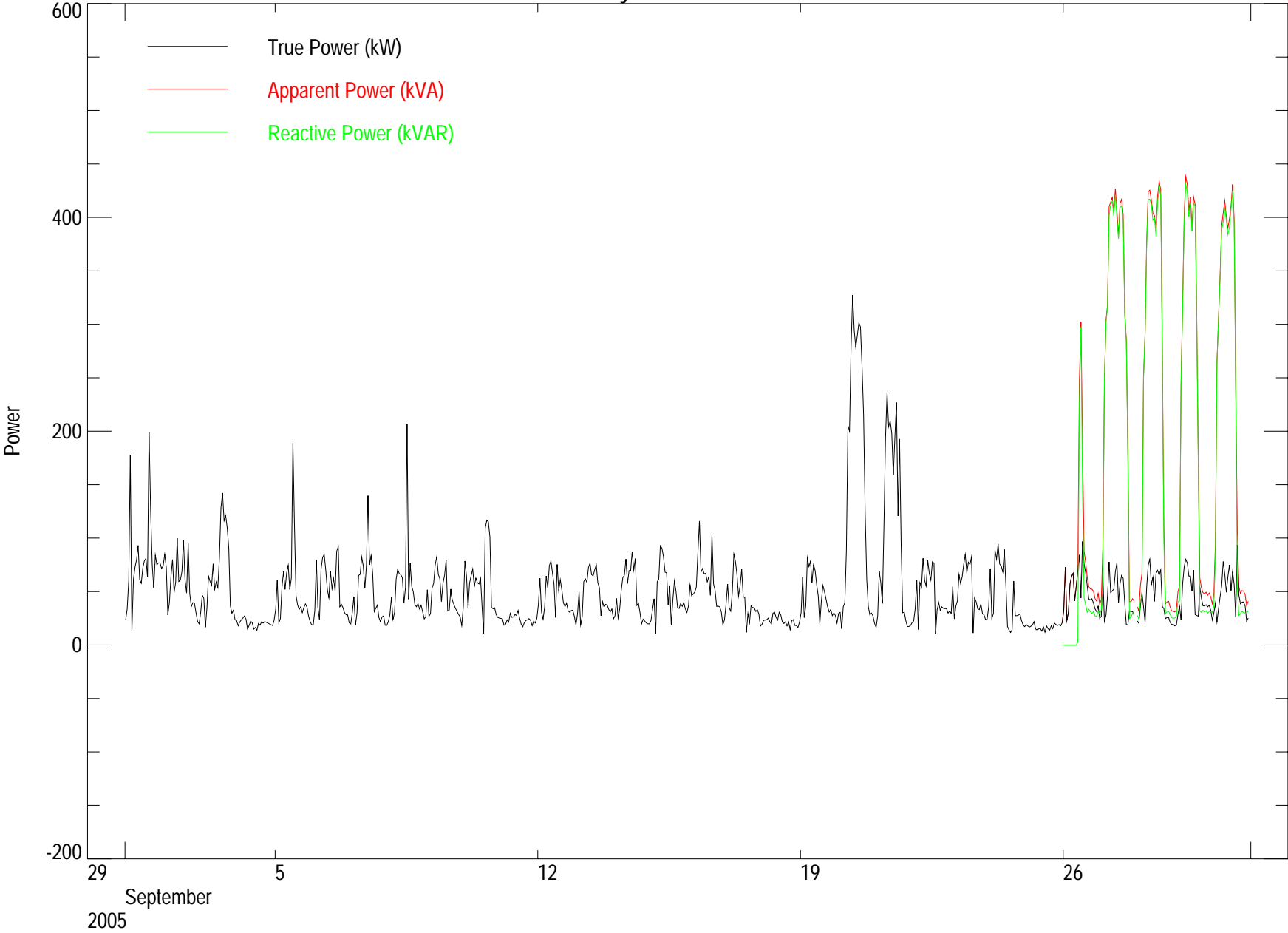
# FACILITY POWER QUALITY - DATA SUMMARY

Arrow Linen

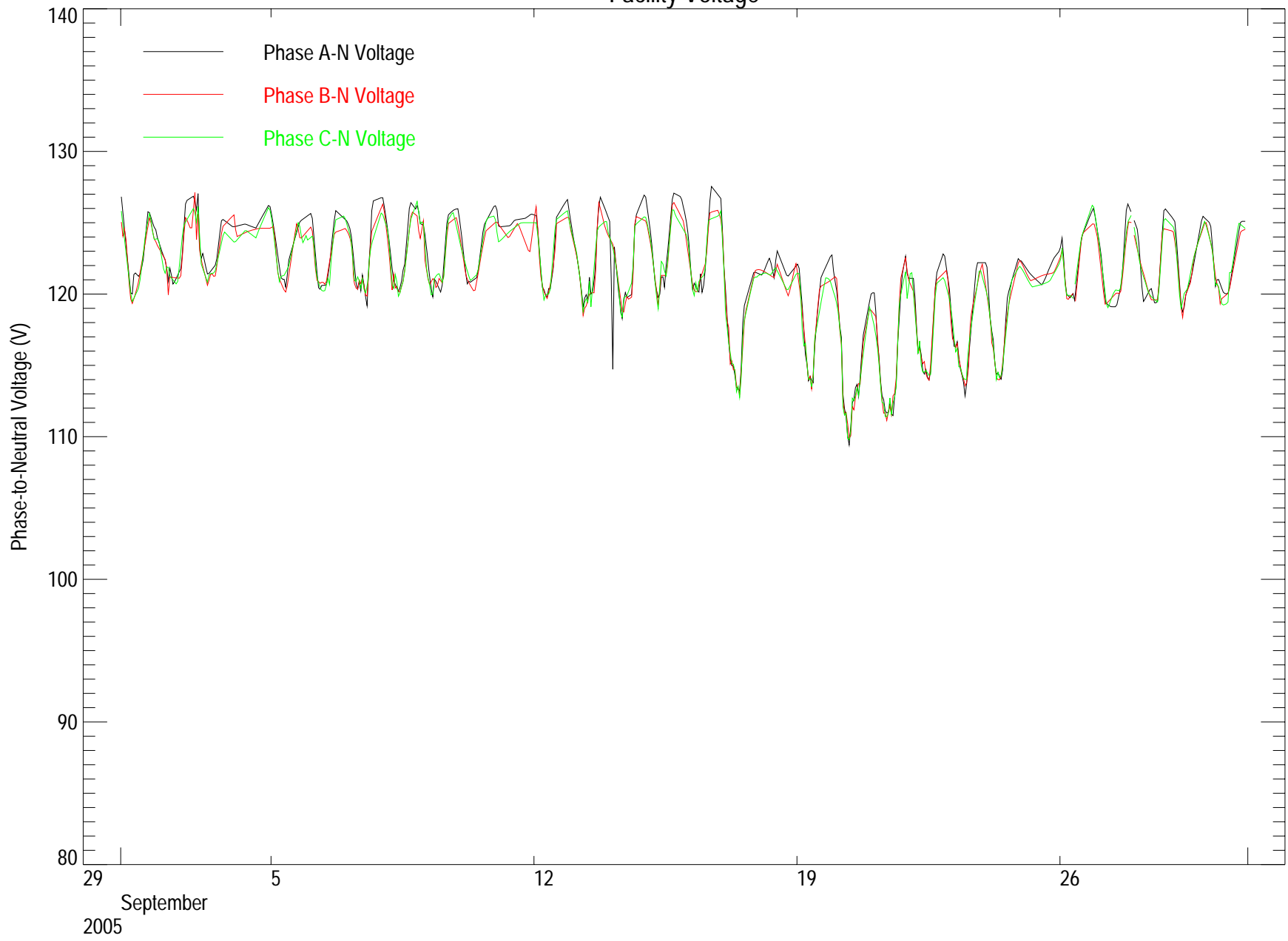
09/01/05 to 09/30/05

Date	Good Data (%)	Facility Apparent Power (kVAh)	Facility Reactive Power (kVARh)	Facility True Power (kWh)	Power Factor (-)
09/01/05	100.00	-	-	1946.40	-
09/02/05	100.00	-	-	1387.70	-
09/03/05	100.00	-	-	1563.70	-
09/04/05	98.96	-	-	347.50	-
09/05/05	100.00	-	-	1227.30	-
09/06/05	100.00	-	-	1209.70	-
09/07/05	100.00	-	-	1112.80	-
09/08/05	100.00	-	-	1286.20	-
09/09/05	100.00	-	-	1120.70	-
09/10/05	100.00	-	-	1315.70	-
09/11/05	100.00	-	-	564.60	-
09/12/05	100.00	-	-	1102.20	-
09/13/05	100.00	-	-	1131.50	-
09/14/05	100.00	-	-	1094.80	-
09/15/05	100.00	-	-	1095.90	-
09/16/05	100.00	-	-	1225.60	-
09/17/05	100.00	-	-	1029.20	-
09/18/05	100.00	-	-	521.70	-
09/19/05	100.00	-	-	1075.70	-
09/20/05	100.00	-	-	3566.70	-
09/21/05	100.00	-	-	2508.20	-
09/22/05	100.00	-	-	1096.20	-
09/23/05	100.00	-	-	1143.80	-
09/24/05	100.00	-	-	985.20	-
09/25/05	100.00	20.90	-	407.50	-
09/26/05	100.00	1861.25	1023.94	1155.60	0.62
09/27/05	95.83	6077.97	5912.88	1081.20	0.18
09/28/05	100.00	5455.19	5283.23	998.70	0.18
09/29/05	100.00	4945.11	4700.09	1051.50	0.21
09/30/05	95.83	5378.71	5123.58	1142.30	0.21
<b>Total</b>	<b>99.69</b>	<b>23739.14</b>	<b>22043.71</b>	<b>36495.80</b>	<b>-</b>

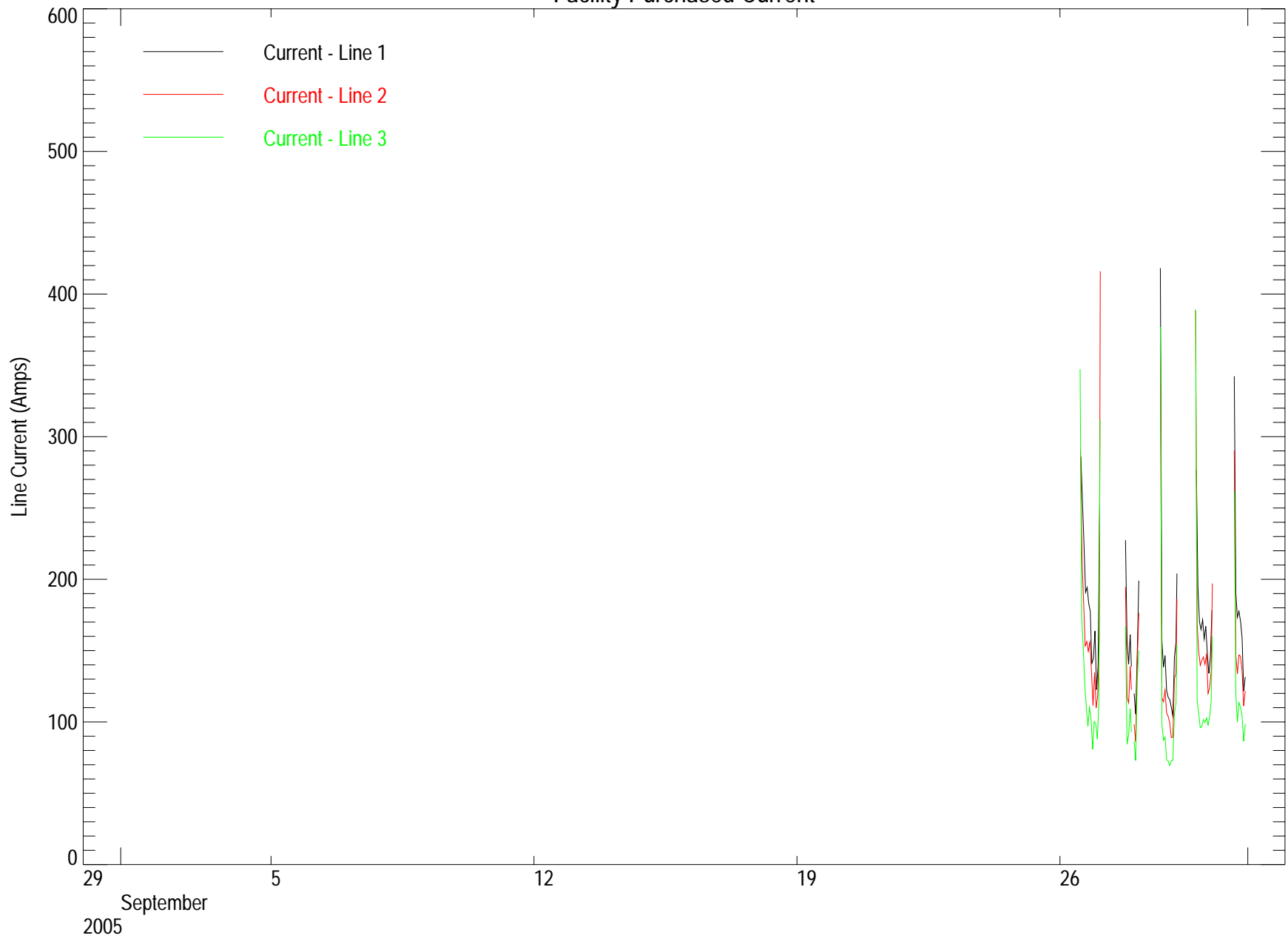
# Facility Purchased Power



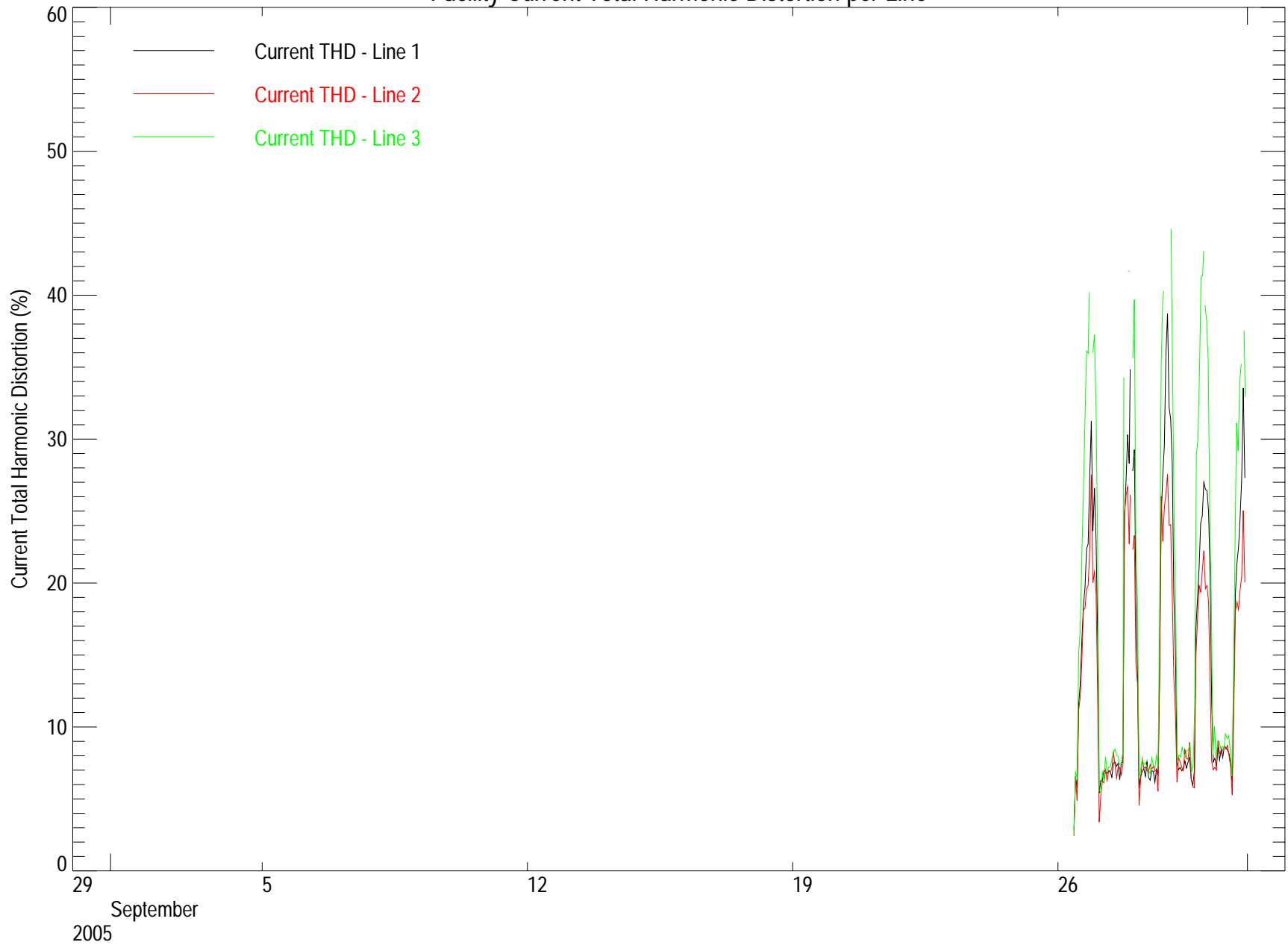
# Facility Voltage



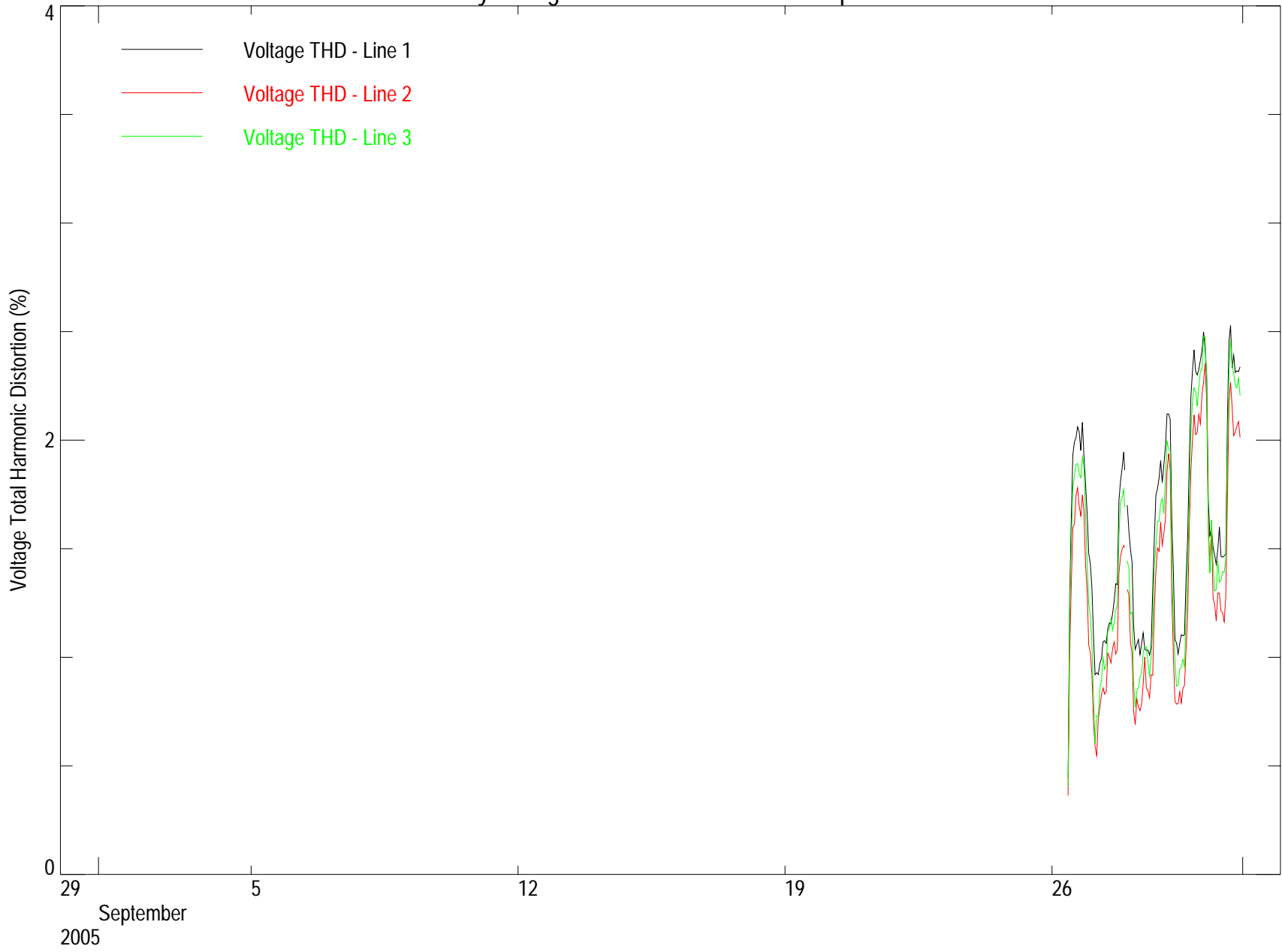
# Facility Purchased Current



Facility Current Total Harmonic Distortion per Line



Facility Voltage Total Harmonic Distortion per Line



# Facility Purchased Power Factor

