

## FACILITY POWER QUALITY - DATA SUMMARY

Arrow Linen

12/01/05 to 12/31/05

### Generator Off

	Line 1			Line 2			Line 3			Totals		
	Min	Avg	Max	Min	Avg	Max	Min	Avg	Max	Min	Avg	Max
Voltage (V)	119.2	124.8	126.8	119.4	124.2	126.6	120.0	124.1	126.5	n/a	n/a	n/a
Current (amps)	92.23	149.21	1251.04	65.19	119.60	1221.43	40.68	98.72	1183.03	n/a	n/a	n/a
True Power (kW)	n/a	n/a	n/a	n/a	n/a	n/a	n/a	n/a	n/a	11.3	27.2	246.6
Apparent Power (kVA)	11.4	18.5	149.2	8.1	14.8	145.8	5.0	12.2	142.0	24.0	42.8	420.0
Power Factor (-)	n/a	n/a	n/a	n/a	n/a	n/a	n/a	n/a	n/a	0.06	0.68	0.96
Voltage THD (%)	1.43	2.73	4.30	1.21	2.46	4.00	1.33	2.56	4.09	n/a	n/a	n/a
Current THD (%)	4.07	27.91	48.62	2.68	27.84	53.19	5.99	51.18	147.89	n/a	n/a	n/a
Frequency (hz)	n/a	n/a	n/a	n/a	n/a	n/a	n/a	n/a	n/a	59.9	60.0	60.1

### Generator On

	Line 1			Line 2			Line 3			Totals		
	Min	Avg	Max	Min	Avg	Max	Min	Avg	Max	Min	Avg	Max
Voltage (V)	117.0	120.7	126.1	117.6	120.7	125.1	117.0	120.5	125.1	n/a	n/a	n/a
Current (amps)	123.11	1033.96	1422.59	98.02	982.85	1440.08	73.44	970.66	1366.67	n/a	n/a	n/a
True Power (kW)	n/a	n/a	n/a	n/a	n/a	n/a	n/a	n/a	n/a	-0.1	50.0	206.5
Apparent Power (kVA)	15.4	124.5	172.3	12.1	118.3	172.2	9.1	116.6	163.8	33.7	357.2	493.9
Power Factor (-)	n/a	n/a	n/a	n/a	n/a	n/a	n/a	n/a	n/a	0.00	0.15	0.93
Voltage THD (%)	0.84	1.70	3.61	0.64	1.45	3.32	0.76	1.57	3.35	n/a	n/a	n/a
Current THD (%)	4.78	8.49	33.34	4.13	8.62	33.29	5.63	9.62	68.28	n/a	n/a	n/a
Frequency (hz)	n/a	n/a	n/a	n/a	n/a	n/a	n/a	n/a	n/a	59.9	60.0	60.1

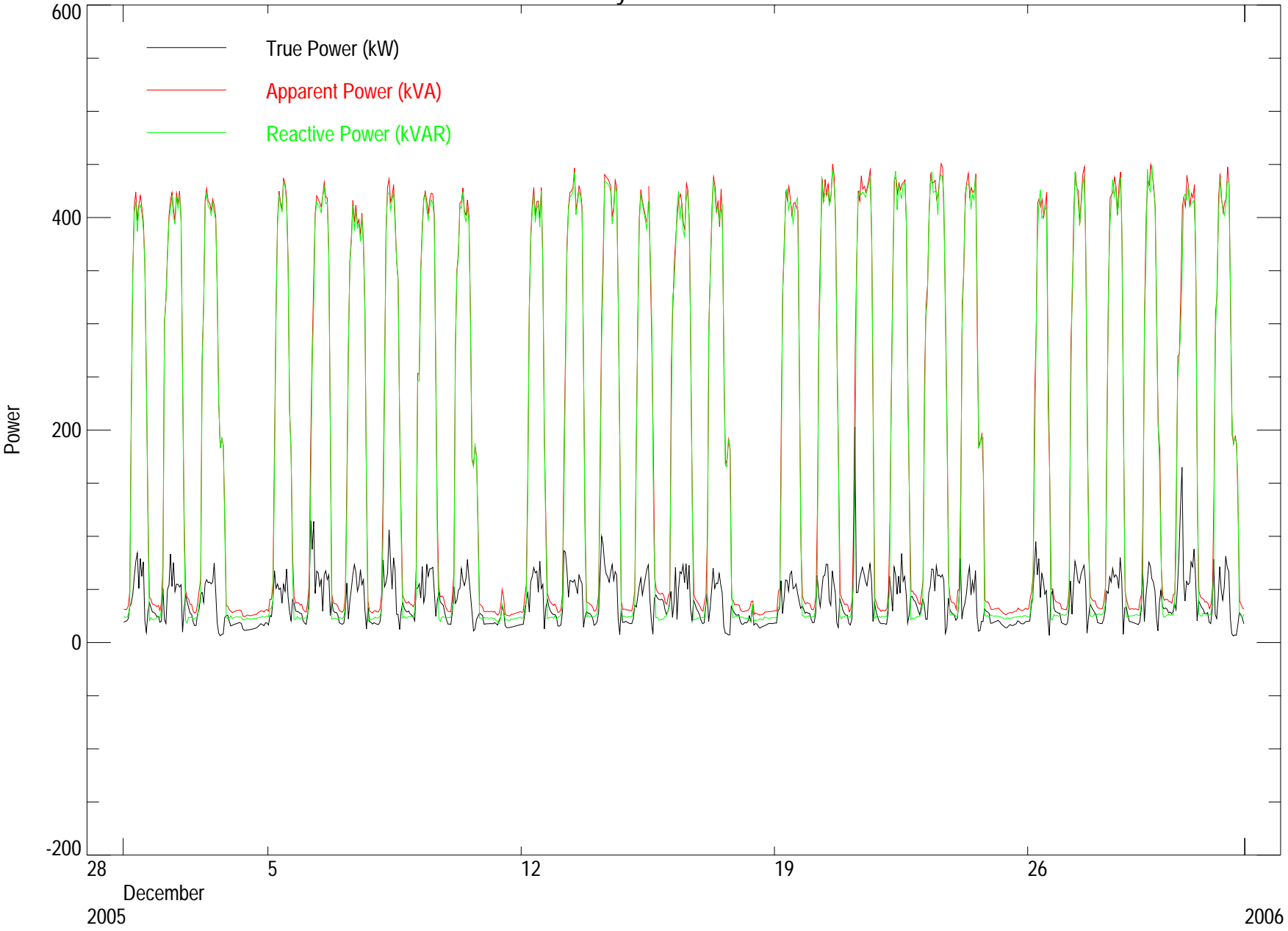
## FACILITY POWER QUALITY - DATA SUMMARY

Arrow Linen

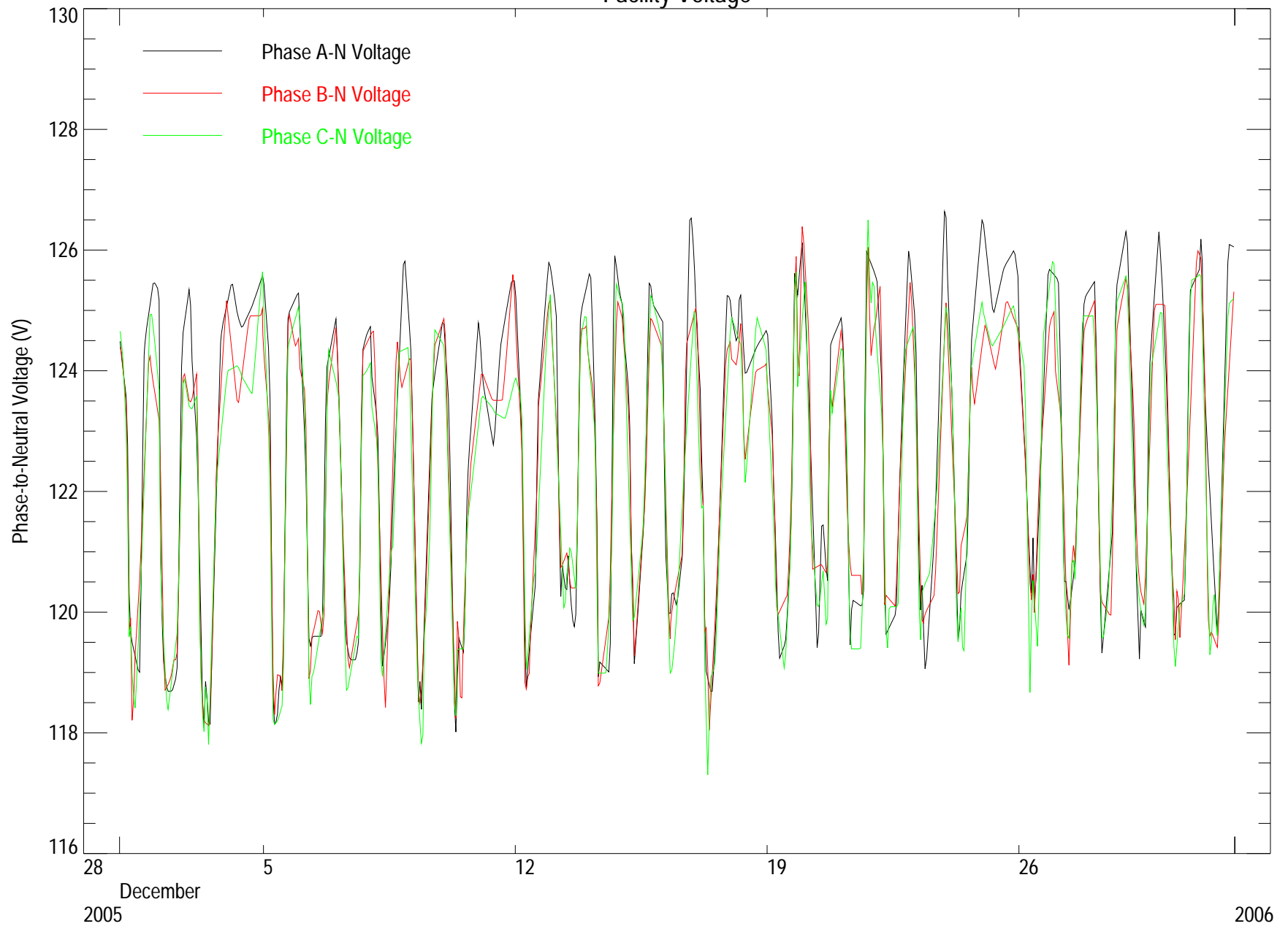
12/01/05 to 12/31/05

Date	Good Data (%)	Facility Apparent Power (kVAh)	Facility Reactive Power (kVARh)	Facility True Power (kWh)	Power Factor (-)
12/01/05	100.00	4615.59	4392.04	888.70	0.19
12/02/05	100.00	5479.15	5273.77	920.30	0.17
12/03/05	100.00	5441.42	5300.21	820.50	0.15
12/04/05	100.00	670.13	558.49	350.10	0.52
12/05/05	100.00	4704.47	4483.59	928.30	0.20
12/06/05	100.00	5501.85	5236.37	1171.60	0.21
12/07/05	100.00	5135.10	4976.94	925.10	0.18
12/08/05	100.00	4737.73	4488.93	935.90	0.20
12/09/05	100.00	5366.54	5119.42	1039.90	0.19
12/10/05	100.00	5305.86	5147.38	901.50	0.17
12/11/05	100.00	707.13	553.79	413.80	0.59
12/12/05	100.00	4844.78	4622.79	923.40	0.19
12/13/05	100.00	5727.13	5535.49	1103.30	0.19
12/14/05	100.00	5546.21	5360.52	1066.30	0.19
12/15/05	98.96	4714.52	4550.69	656.80	0.14
12/16/05	100.00	5740.57	5522.84	1002.00	0.17
12/17/05	100.00	5334.57	5183.63	850.30	0.16
12/18/05	100.00	716.78	553.91	447.80	0.62
12/19/05	100.00	5395.04	5190.22	959.10	0.18
12/20/05	100.00	5829.42	5637.00	1029.90	0.18
12/21/05	100.00	5532.16	5249.62	1146.20	0.21
12/22/05	100.00	5309.87	5060.08	1012.50	0.19
12/23/05	100.00	6455.97	6279.60	1035.20	0.16
12/24/05	100.00	5571.97	5402.03	888.70	0.16
12/25/05	100.00	718.76	577.21	402.10	0.56
12/26/05	100.00	4340.77	4075.71	916.60	0.21
12/27/05	100.00	5060.70	4873.37	937.40	0.19
12/28/05	100.00	4961.91	4787.29	944.10	0.19
12/29/05	100.00	4630.19	4400.44	918.80	0.20
12/30/05	100.00	5656.05	5363.43	1288.70	0.23
12/31/05	100.00	5630.18	5484.48	865.60	0.15
Total	99.97	145382.52	139241.27	27690.50	0.19

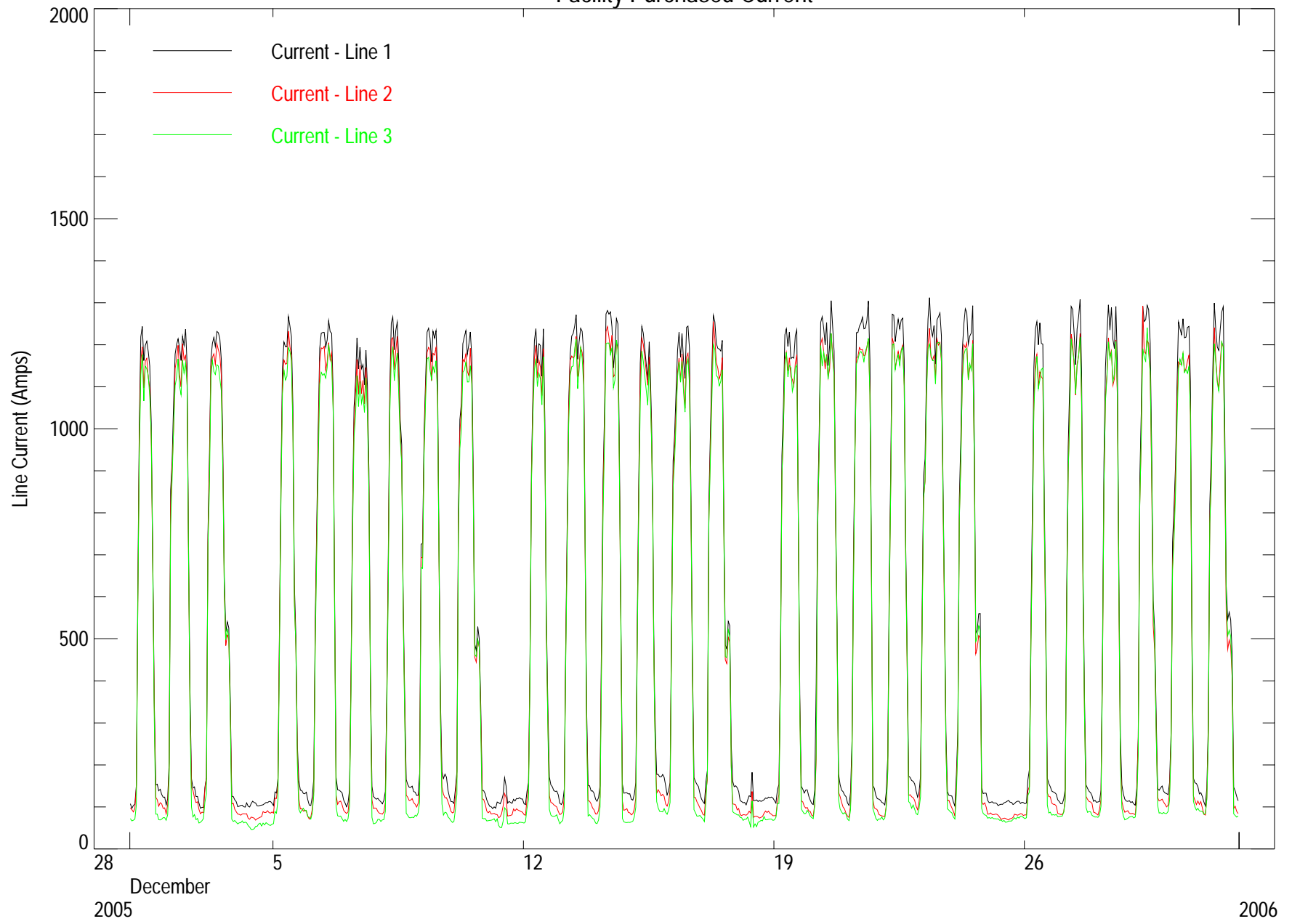
# Facility Purchased Power



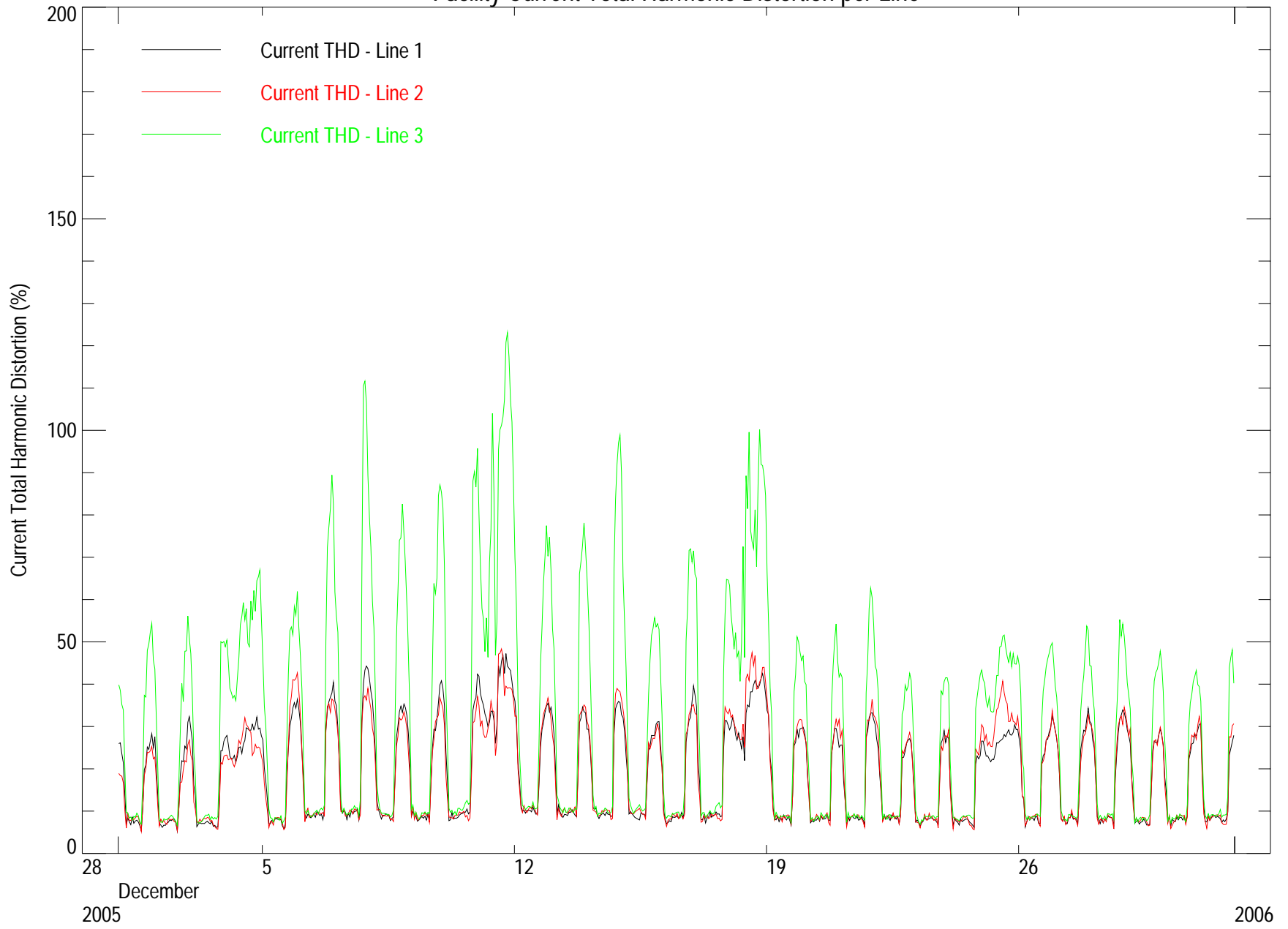
# Facility Voltage



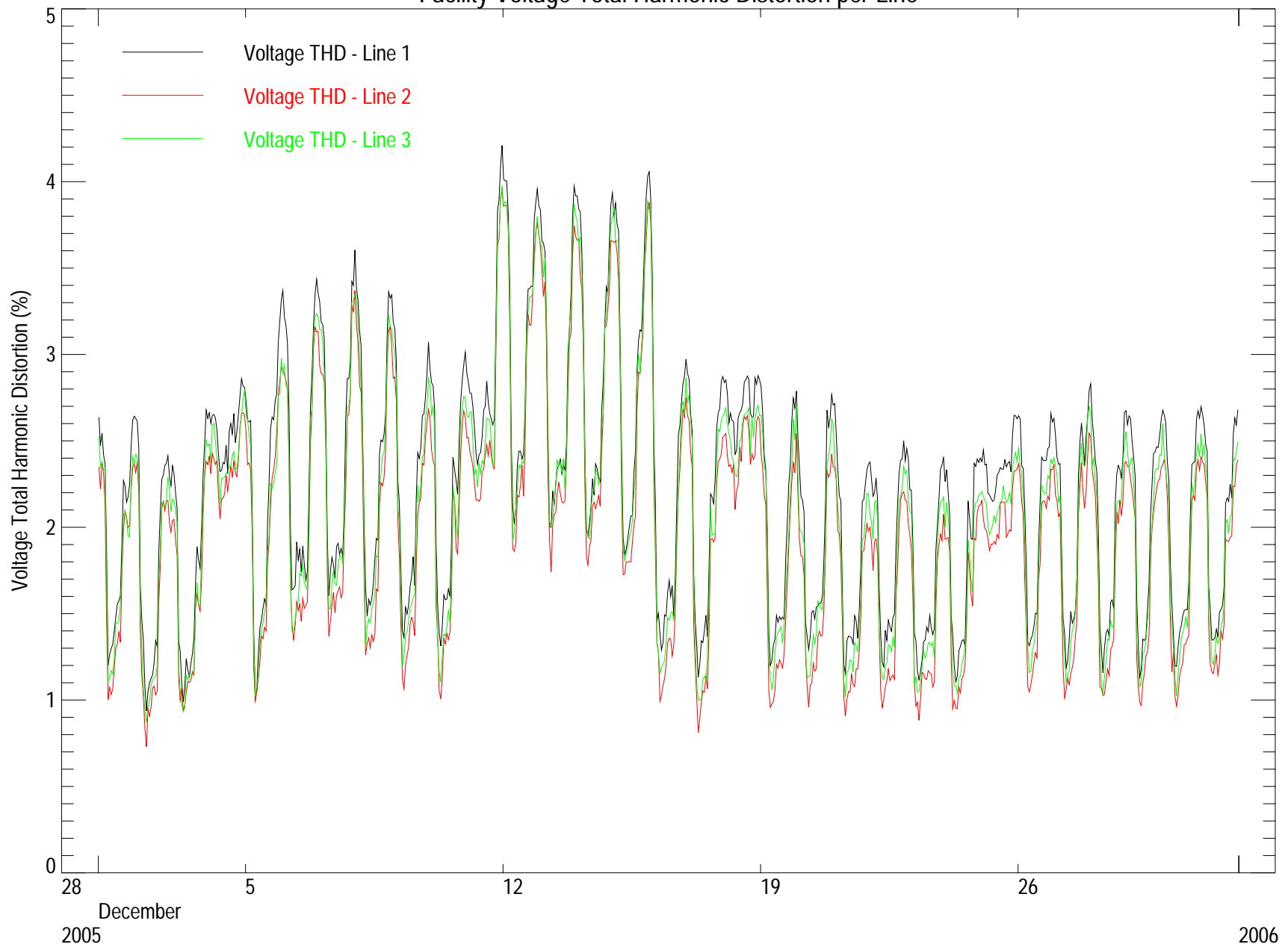
# Facility Purchased Current



Facility Current Total Harmonic Distortion per Line



Facility Voltage Total Harmonic Distortion per Line



# Facility Purchased Power Factor

