

## FACILITY POWER QUALITY - DATA SUMMARY

Arrow Linen

01/01/06 to 01/31/06

### Generator Off

	Line 1			Line 2			Line 3			Totals		
	Min	Avg	Max	Min	Avg	Max	Min	Avg	Max	Min	Avg	Max
Voltage (V)	121.3	125.3	127.4	122.0	124.7	126.6	121.8	124.7	127.5	n/a	n/a	n/a
Current (amps)	88.24	147.17	907.67	61.29	115.22	842.41	52.36	100.65	851.73	n/a	n/a	n/a
True Power (kW)	n/a	n/a	n/a	n/a	n/a	n/a	n/a	n/a	n/a	9.2	29.6	193.6
Apparent Power (kVA)	11.1	18.4	111.2	7.7	14.3	102.8	6.5	12.5	103.7	24.9	43.1	318.2
Power Factor (-)	n/a	n/a	n/a	n/a	n/a	n/a	n/a	n/a	n/a	0.04	0.69	0.97
Voltage THD (%)	1.53	2.62	3.76	1.33	2.36	3.49	1.38	2.46	3.69	n/a	n/a	n/a
Current THD (%)	4.27	25.39	43.06	3.48	27.84	50.17	5.69	40.05	79.10	n/a	n/a	n/a
Frequency (hz)	n/a	n/a	n/a	n/a	n/a	n/a	n/a	n/a	n/a	59.9	60.0	60.1

### Generator On

	Line 1			Line 2			Line 3			Totals		
	Min	Avg	Max	Min	Avg	Max	Min	Avg	Max	Min	Avg	Max
Voltage (V)	118.0	121.3	126.7	117.9	121.2	126.0	117.1	120.9	126.0	n/a	n/a	n/a
Current (amps)	119.45	1057.53	1619.01	83.36	990.91	1740.50	81.22	985.88	1385.33	n/a	n/a	n/a
True Power (kW)	n/a	n/a	n/a	n/a	n/a	n/a	n/a	n/a	n/a	-0.1	55.6	240.8
Apparent Power (kVA)	15.1	128.0	194.4	10.4	119.8	209.5	10.1	119.0	166.7	33.2	364.2	488.3
Power Factor (-)	n/a	n/a	n/a	n/a	n/a	n/a	n/a	n/a	n/a	0.01	0.16	0.93
Voltage THD (%)	0.98	1.62	3.66	0.70	1.41	3.48	0.82	1.52	3.62	n/a	n/a	n/a
Current THD (%)	3.64	8.08	31.95	3.59	8.36	37.60	4.63	8.93	53.06	n/a	n/a	n/a
Frequency (hz)	n/a	n/a	n/a	n/a	n/a	n/a	n/a	n/a	n/a	59.9	60.0	60.1

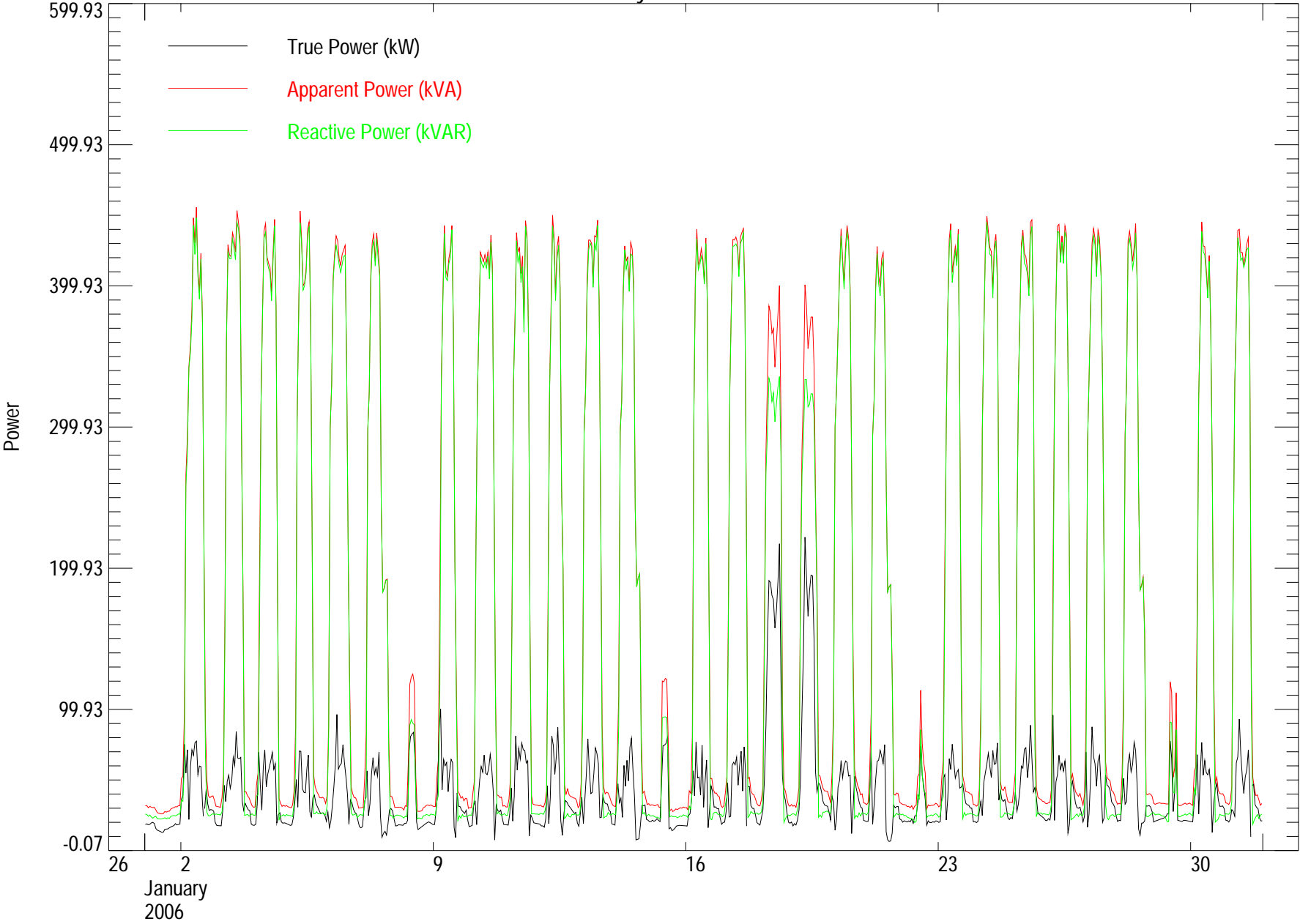
## FACILITY POWER QUALITY - DATA SUMMARY

Arrow Linen

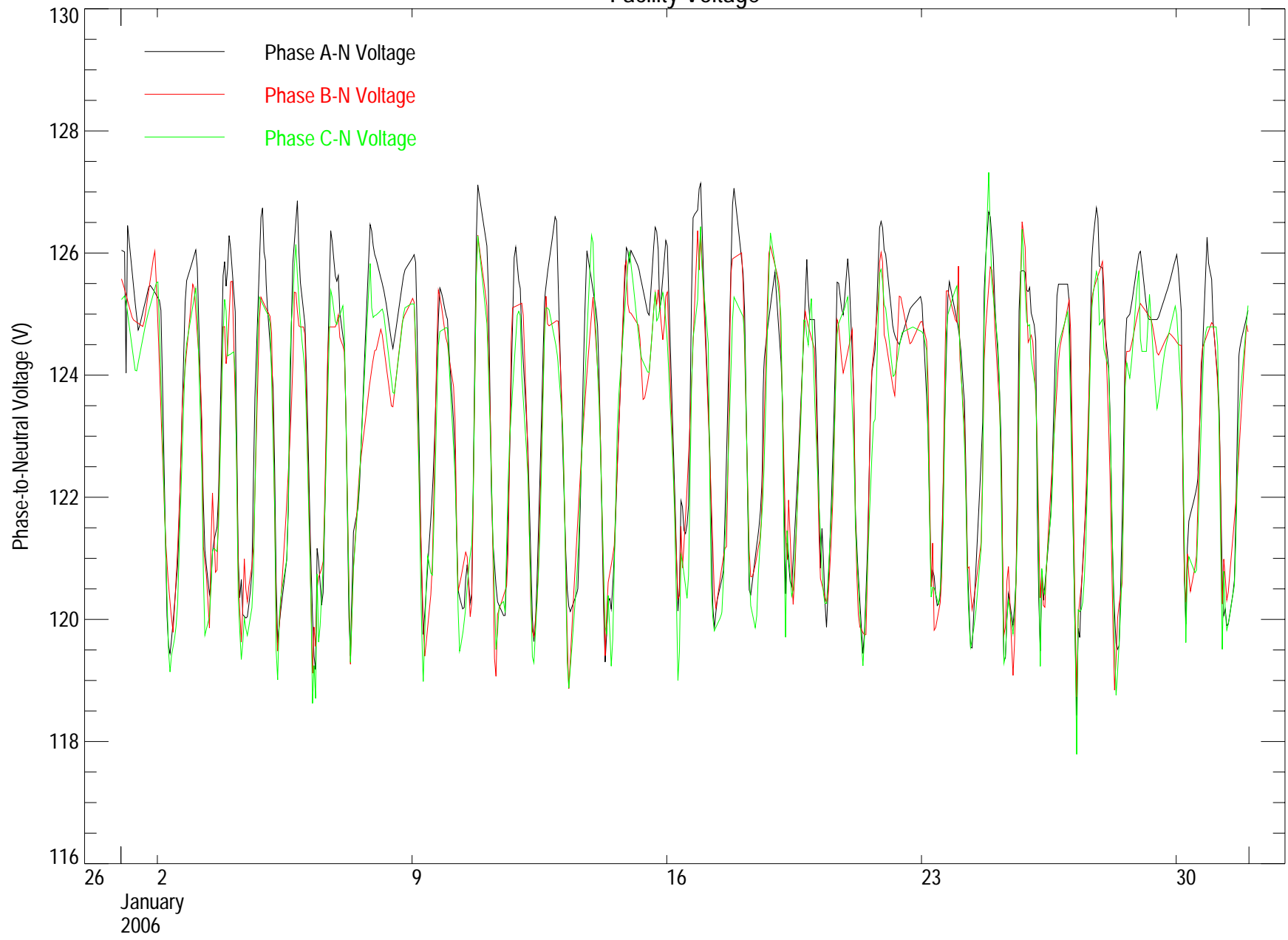
01/01/06 to 01/31/06

Date	Good Data (%)	Facility Apparent Power (kVAh)	Facility Reactive Power (kVARh)	Facility True Power (kWh)	Power Factor (-)
01/01/06	100.00	701.56	573.46	386.80	0.55
01/02/06	100.00	5358.74	5105.12	1065.70	0.20
01/03/06	100.00	5322.26	5140.79	960.20	0.18
01/04/06	100.00	5248.66	5074.24	943.30	0.18
01/05/06	100.00	4826.26	4615.06	903.70	0.19
01/06/06	100.00	5525.31	5357.17	906.50	0.16
01/07/06	100.00	5027.66	4861.06	803.30	0.16
01/08/06	100.00	1142.95	874.21	711.80	0.62
01/09/06	100.00	4627.71	4345.29	1025.50	0.22
01/10/06	100.00	5439.69	5282.54	947.20	0.17
01/11/06	100.00	5154.70	4996.32	884.50	0.17
01/12/06	100.00	4378.91	4164.83	842.70	0.19
01/13/06	100.00	5249.65	5047.51	916.50	0.17
01/14/06	100.00	5259.04	5090.18	860.50	0.16
01/15/06	100.00	1134.93	890.60	689.30	0.61
01/16/06	100.00	4810.59	4569.96	953.10	0.20
01/17/06	100.00	5420.10	5200.15	1016.90	0.19
01/18/06	100.00	4564.00	3933.59	2232.00	0.49
01/19/06	100.00	4359.64	3736.42	2046.20	0.47
01/20/06	100.00	5320.95	5084.29	957.30	0.18
01/21/06	100.00	4868.77	4684.09	807.00	0.17
01/22/06	100.00	982.55	727.11	642.60	0.65
01/23/06	100.00	4844.88	4571.73	1016.80	0.21
01/24/06	100.00	5264.60	5046.28	1017.90	0.19
01/25/06	100.00	5243.38	5033.82	997.70	0.19
01/26/06	100.00	4972.75	4703.55	1014.00	0.20
01/27/06	100.00	5100.79	4828.47	985.80	0.19
01/28/06	100.00	5068.00	4888.85	907.50	0.18
01/29/06	100.00	1080.12	813.63	688.70	0.64
01/30/06	100.00	4689.97	4411.62	988.50	0.21
01/31/06	100.00	5239.82	5011.73	1010.90	0.19
Total	100.00	136228.91	128663.64	30130.40	0.22

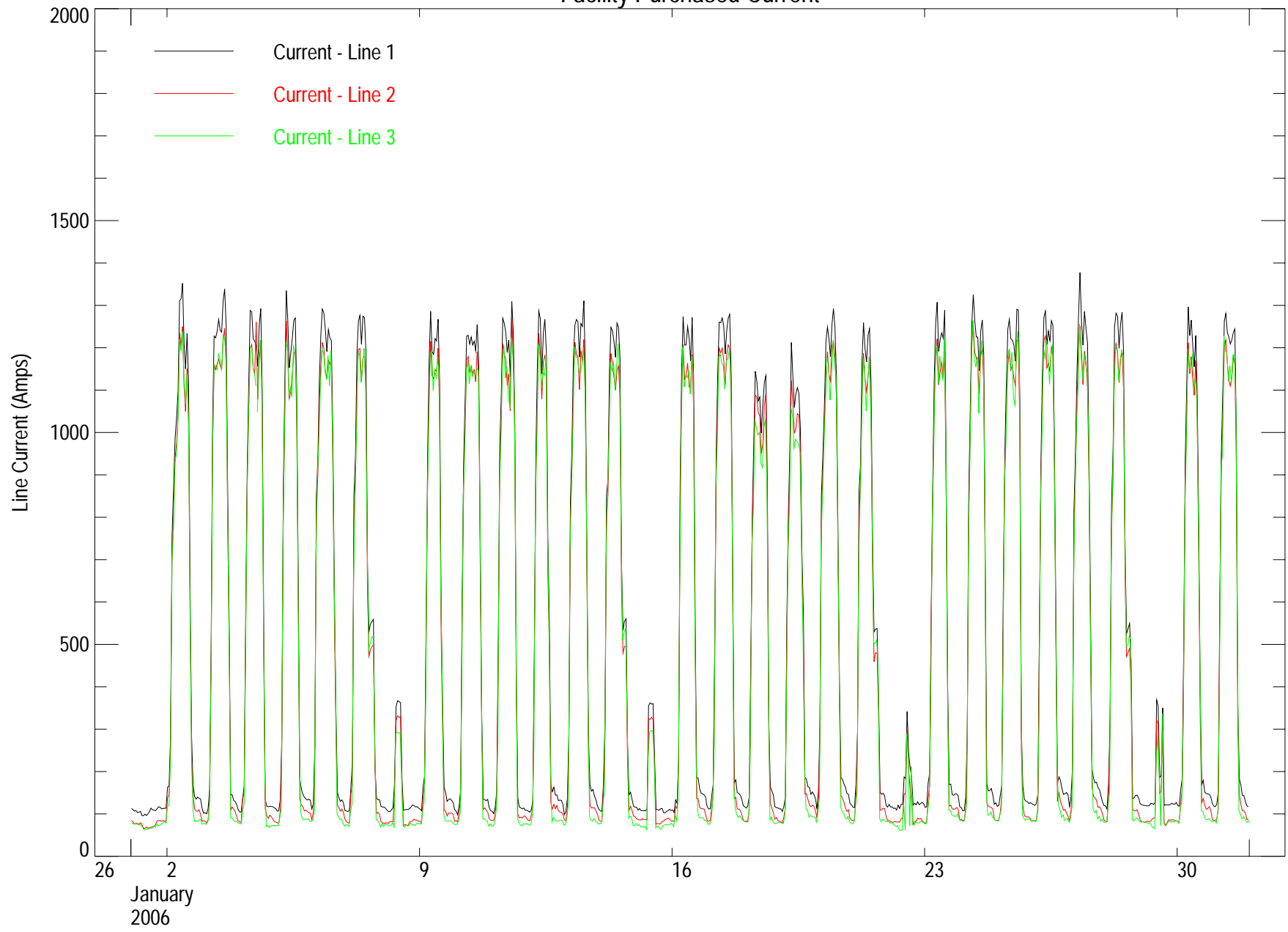
# Facility Purchased Power



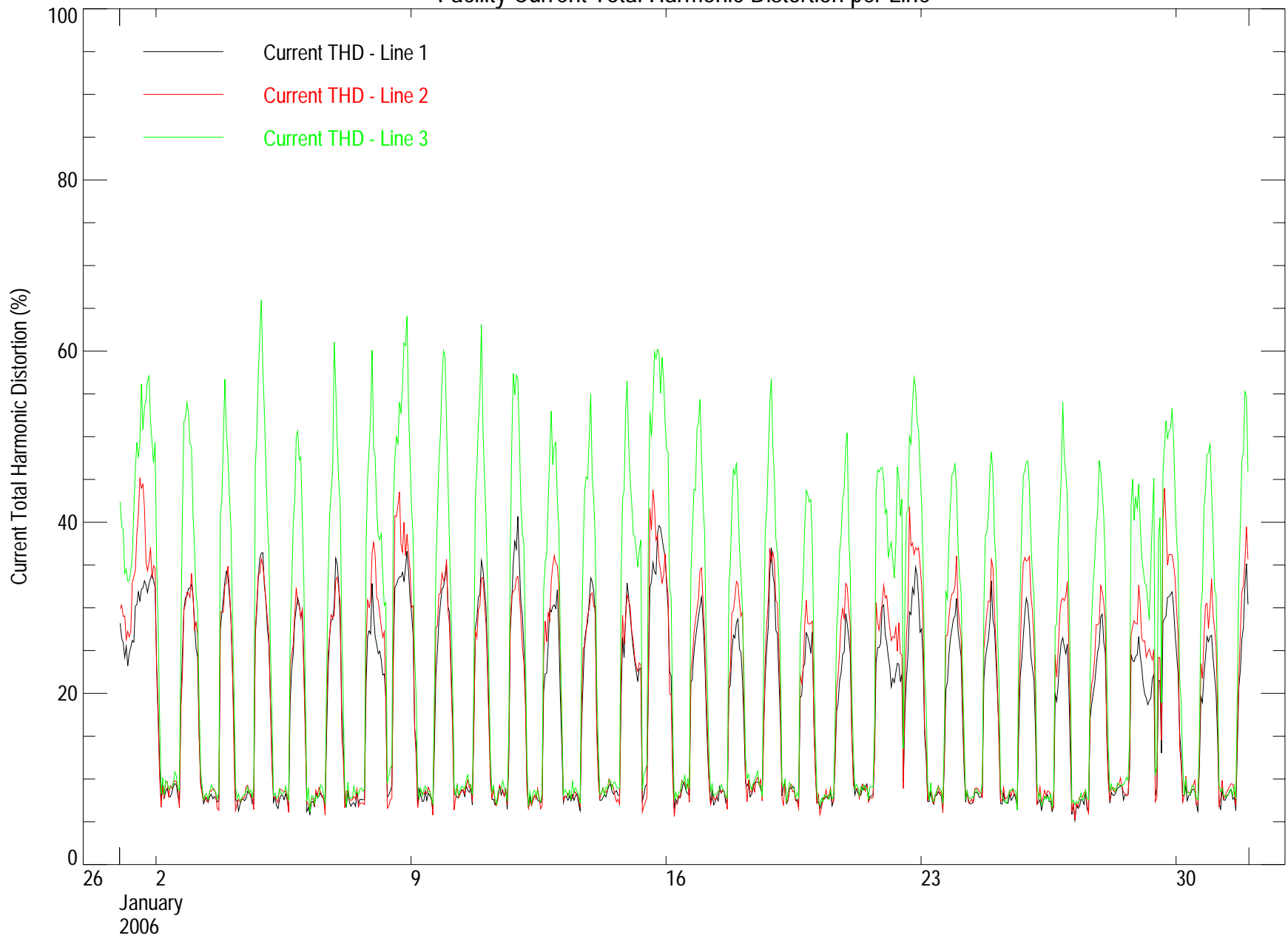
# Facility Voltage



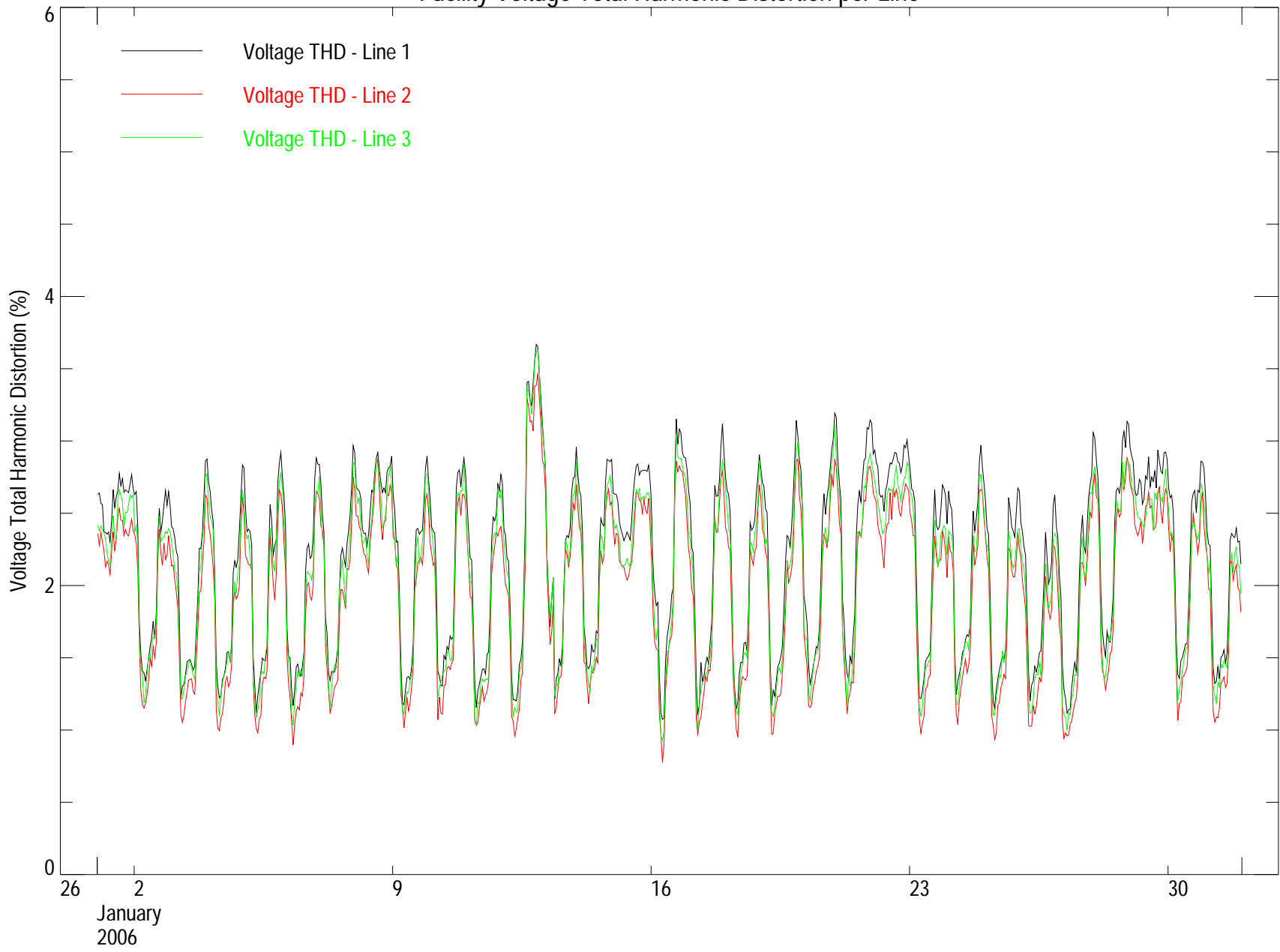
# Facility Purchased Current



Facility Current Total Harmonic Distortion per Line



Facility Voltage Total Harmonic Distortion per Line



# Facility Purchased Power Factor

