

FACILITY POWER QUALITY - DATA SUMMARY

Arrow Linen

02/01/06 to 02/28/06

Generator Off

	Line 1			Line 2			Line 3			Totals		
	Min	Avg	Max	Min	Avg	Max	Min	Avg	Max	Min	Avg	Max
Voltage (V)	120.8	124.9	129.3	121.0	124.3	128.3	120.2	124.2	128.7	n/a	n/a	n/a
Current (amps)	92.87	150.23	830.32	60.92	113.63	787.66	54.41	95.73	690.68	n/a	n/a	n/a
True Power (kW)	n/a	n/a	n/a	n/a	n/a	n/a	n/a	n/a	n/a	6.2	29.1	230.3
Apparent Power (kVA)	11.6	18.7	100.3	7.6	14.1	95.5	6.8	11.9	83.0	24.8	41.6	284.9
Power Factor (-)	n/a	n/a	n/a	n/a	n/a	n/a	n/a	n/a	n/a	0.03	0.70	0.94
Voltage THD (%)	1.84	2.63	3.90	1.45	2.40	3.68	1.53	2.49	3.69	n/a	n/a	n/a
Current THD (%)	4.24	27.13	50.48	3.75	30.30	51.95	6.28	48.60	121.10	n/a	n/a	n/a
Frequency (hz)	n/a	n/a	n/a	n/a	n/a	n/a	n/a	n/a	n/a	59.9	60.0	60.1

Generator On

	Line 1			Line 2			Line 3			Totals		
	Min	Avg	Max	Min	Avg	Max	Min	Avg	Max	Min	Avg	Max
Voltage (V)	118.1	121.1	126.2	118.0	120.9	126.2	117.4	120.5	126.0	n/a	n/a	n/a
Current (amps)	116.30	1034.65	1481.54	86.18	968.58	1421.65	66.85	964.12	1399.88	n/a	n/a	n/a
True Power (kW)	n/a	n/a	n/a	n/a	n/a	n/a	n/a	n/a	n/a	0.6	45.9	201.7
Apparent Power (kVA)	14.6	124.9	177.8	10.8	116.8	169.8	8.4	115.9	166.5	30.8	355.5	516.5
Power Factor (-)	n/a	n/a	n/a	n/a	n/a	n/a	n/a	n/a	n/a	0.00	0.14	0.95
Voltage THD (%)	1.02	1.65	3.05	0.75	1.43	2.82	0.86	1.55	2.89	n/a	n/a	n/a
Current THD (%)	4.55	8.31	40.30	3.93	8.54	41.19	4.49	9.54	89.82	n/a	n/a	n/a
Frequency (hz)	n/a	n/a	n/a	n/a	n/a	n/a	n/a	n/a	n/a	59.9	60.0	60.1

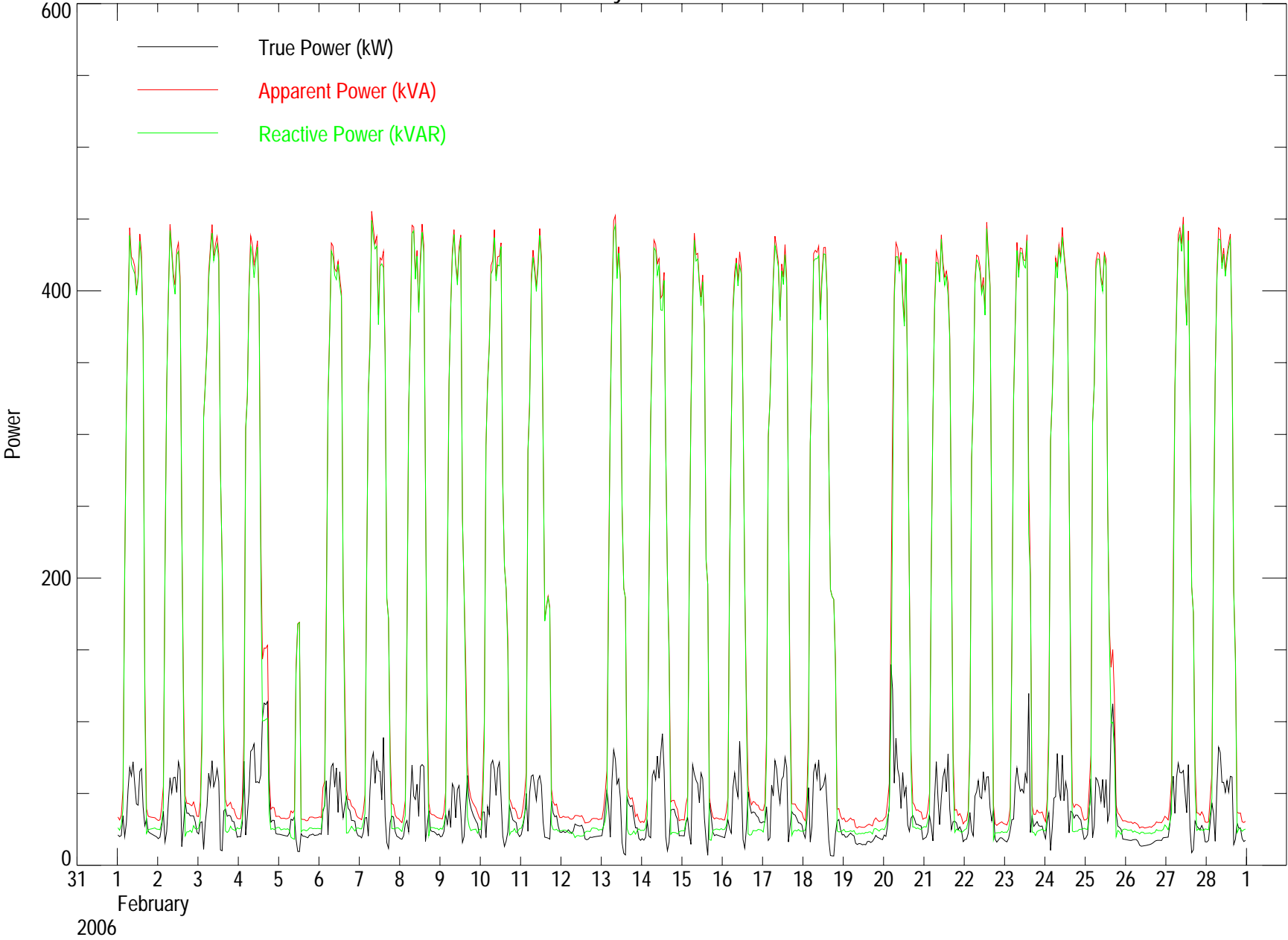
FACILITY POWER QUALITY - DATA SUMMARY

Arrow Linen

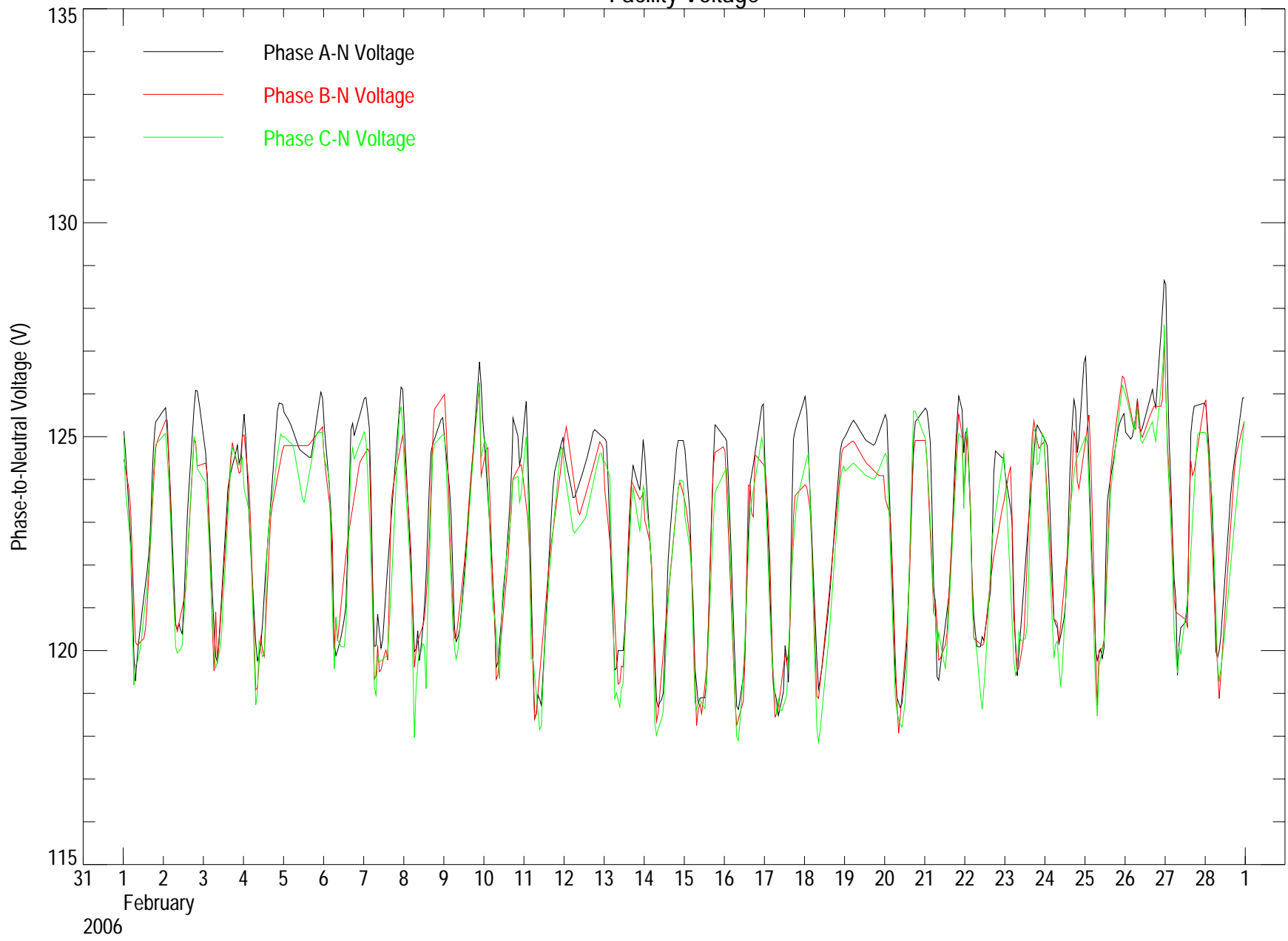
02/01/06 to 02/28/06

Date	Good Data (%)	Facility Apparent Power (kVAh)	Facility Reactive Power (kVARh)	Facility True Power (kWh)	Power Factor (-)
02/01/06	100.00	5176.47	5008.10	906.10	0.18
02/02/06	100.00	4752.13	4512.18	947.50	0.20
02/03/06	100.00	5096.18	4886.95	917.70	0.18
02/04/06	100.00	4854.46	4446.33	1300.30	0.27
02/05/06	100.00	1177.42	978.35	500.90	0.43
02/06/06	100.00	4629.88	4370.30	996.70	0.22
02/07/06	100.00	5456.12	5285.15	927.40	0.17
02/08/06	100.00	5050.76	4883.06	891.00	0.18
02/09/06	100.00	4584.28	4335.38	934.60	0.20
02/10/06	100.00	5248.23	5051.96	892.20	0.17
02/11/06	100.00	5012.25	4812.98	888.30	0.18
02/12/06	100.00	783.25	555.23	528.50	0.67
02/13/06	100.00	4252.54	3985.49	876.40	0.21
02/14/06	100.00	4854.66	4638.49	907.90	0.19
02/15/06	100.00	4641.20	4459.79	841.40	0.18
02/16/06	100.00	4166.43	3893.09	885.30	0.21
02/17/06	100.00	5559.44	5334.05	1010.90	0.18
02/18/06	100.00	5756.43	5607.21	891.20	0.15
02/19/06	100.00	708.45	562.34	426.60	0.60
02/20/06	100.00	4827.82	4510.17	1111.00	0.23
02/21/06	100.00	5304.63	5135.95	871.60	0.16
02/22/06	100.00	5387.38	5249.54	873.20	0.16
02/23/06	100.00	4744.87	4526.84	952.60	0.20
02/24/06	100.00	5281.42	5070.81	897.90	0.17
02/25/06	100.00	4804.26	4506.67	1078.00	0.22
02/26/06	100.00	689.00	565.91	386.80	0.56
02/27/06	100.00	5051.96	4854.05	881.10	0.17
02/28/06	100.00	5506.35	5350.48	935.60	0.17
Total	100.00	123358.28	117376.84	24458.70	0.20

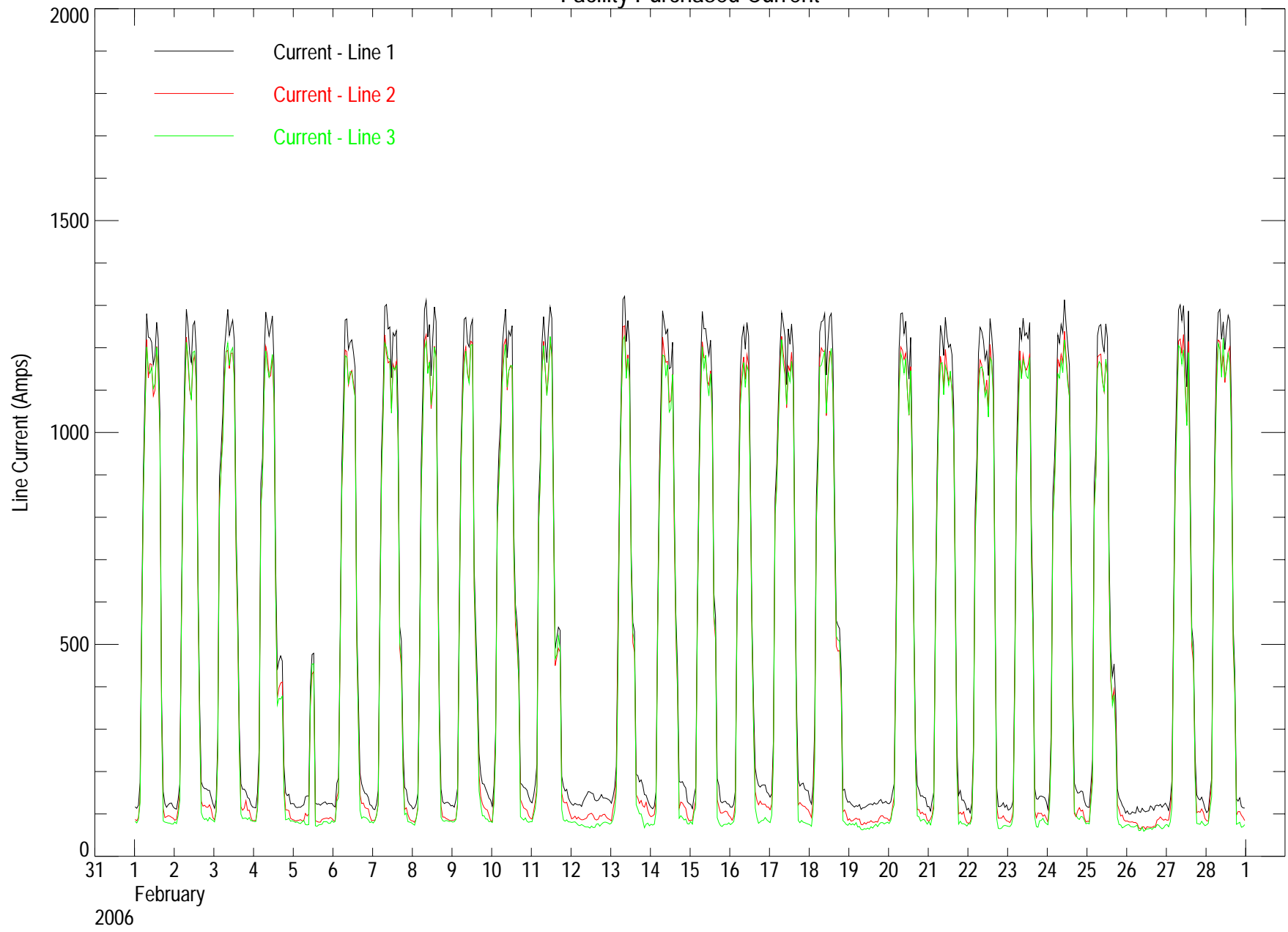
Facility Purchased Power



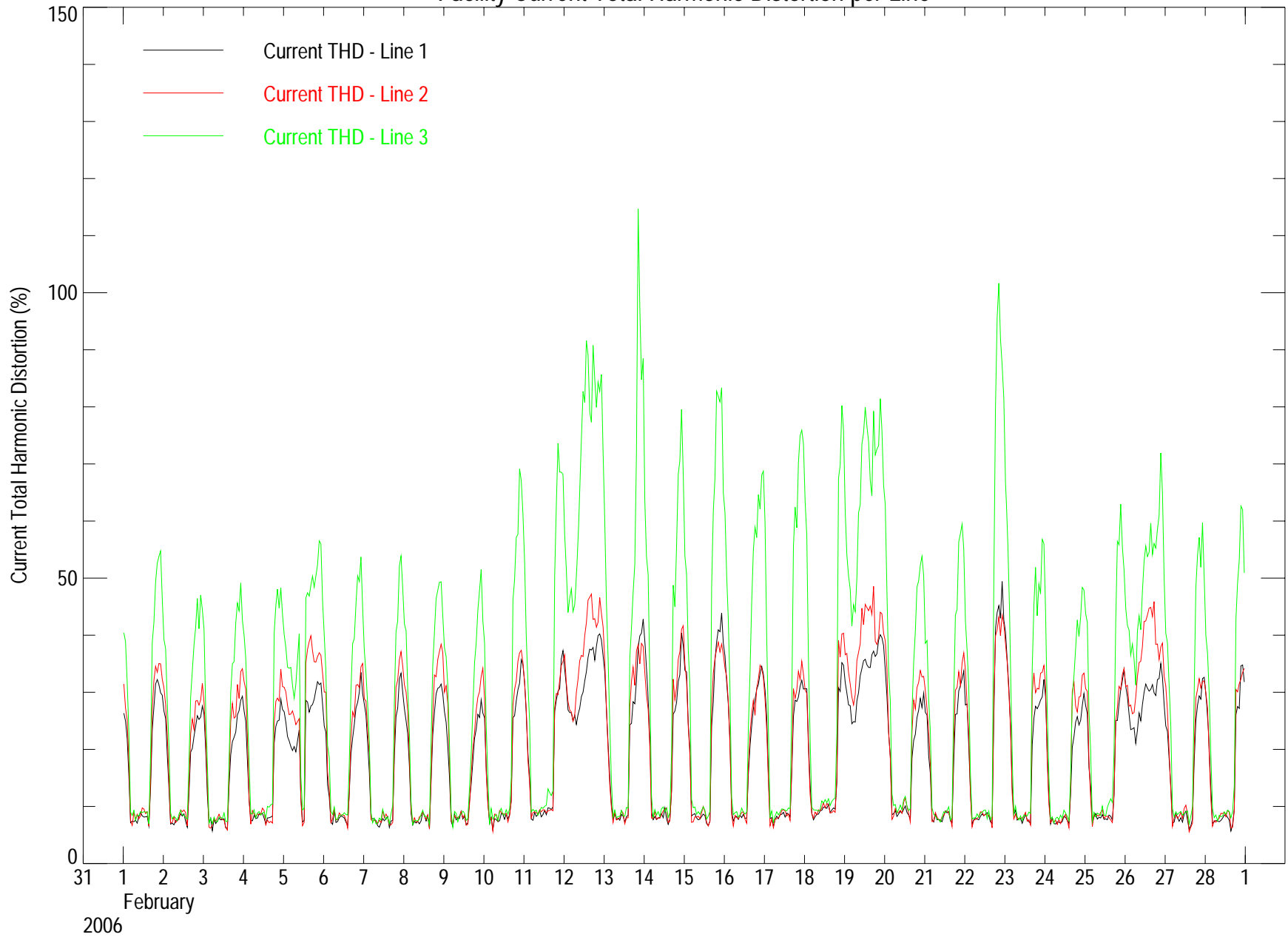
Facility Voltage



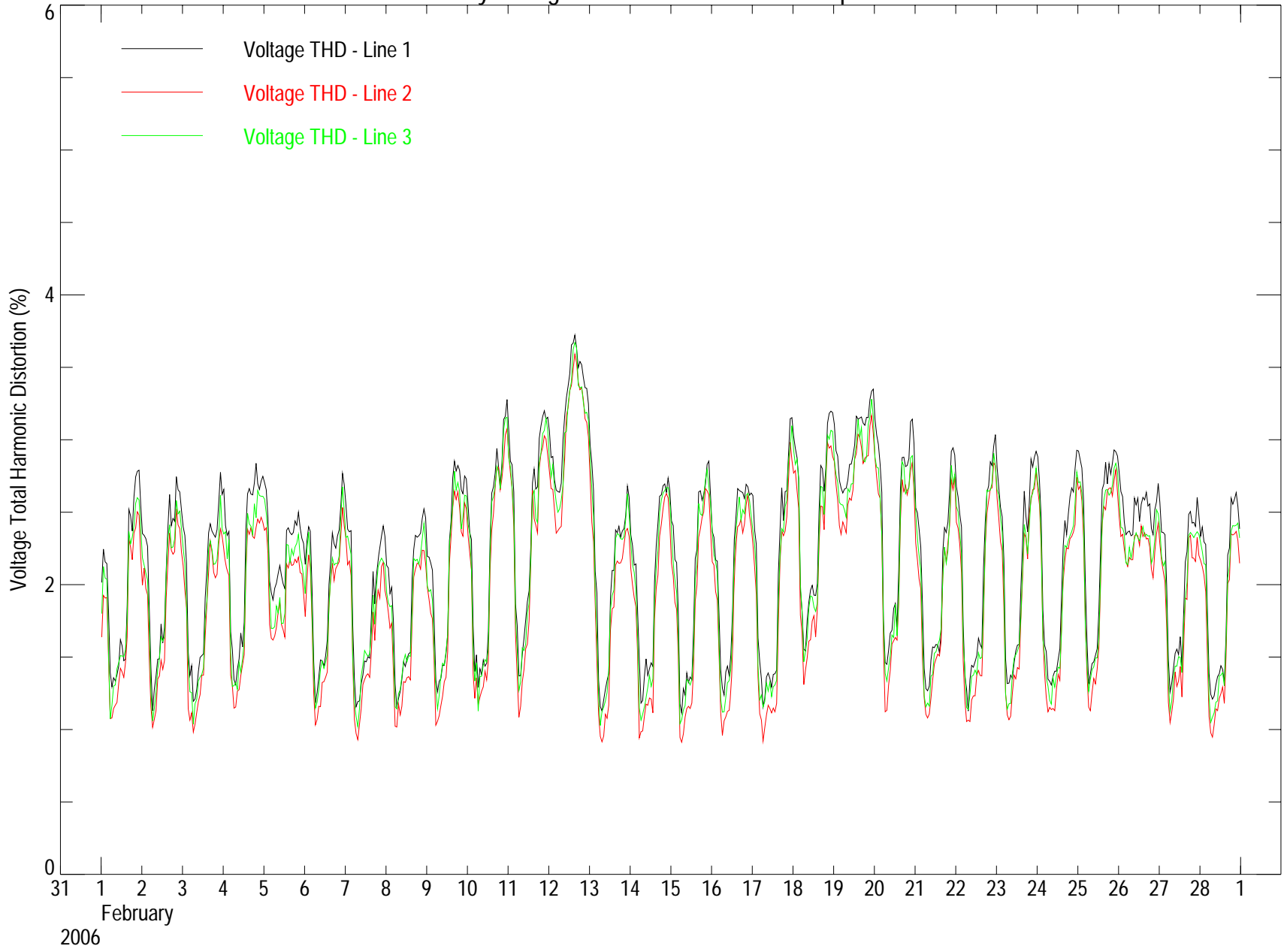
Facility Purchased Current



Facility Current Total Harmonic Distortion per Line



Facility Voltage Total Harmonic Distortion per Line



Facility Purchased Power Factor

