

FACILITY POWER QUALITY - DATA SUMMARY

Arrow Linen

10/01/06 to 10/31/06

Generator Off

	Line 1			Line 2			Line 3			Totals		
	Min	Avg	Max	Min	Avg	Max	Min	Avg	Max	Min	Avg	Max
Voltage (V)	122.1	125.6	127.7	122.4	125.4	127.2	122.5	125.3	127.0	n/a	n/a	n/a
Current (amps)	87.56	141.10	638.75	56.62	110.04	608.78	57.11	98.70	596.52	n/a	n/a	n/a
True Power (kW)	n/a	n/a	n/a	n/a	n/a	n/a	n/a	n/a	n/a	6.6	28.4	150.7
Apparent Power (kVA)	11.0	17.7	78.1	7.1	13.8	75.1	7.2	12.4	73.3	24.7	42.0	224.5
Power Factor (-)	n/a	n/a	n/a	n/a	n/a	n/a	n/a	n/a	n/a	0.03	0.67	0.94
Voltage THD (%)	2.61	3.60	4.59	2.41	3.43	4.49	2.50	3.54	4.58	n/a	n/a	n/a
Current THD (%)	5.08	22.77	38.09	4.43	25.17	45.95	6.11	34.60	63.57	n/a	n/a	n/a
Frequency (hz)	n/a	n/a	n/a	n/a	n/a	n/a	n/a	n/a	n/a	59.9	60.0	60.1

Generator On

	Line 1			Line 2			Line 3			Totals		
	Min	Avg	Max	Min	Avg	Max	Min	Avg	Max	Min	Avg	Max
Voltage (V)	118.6	121.7	126.8	119.1	121.8	126.6	118.5	121.6	126.6	n/a	n/a	n/a
Current (amps)	98.76	1051.30	1499.76	75.63	1000.33	1435.59	67.57	994.94	1457.42	n/a	n/a	n/a
True Power (kW)	n/a	n/a	n/a	n/a	n/a	n/a	n/a	n/a	n/a	1.1	67.1	245.0
Apparent Power (kVA)	12.5	127.7	183.2	9.6	121.6	175.1	8.5	120.8	177.8	31.1	367.7	546.0
Power Factor (-)	n/a	n/a	n/a	n/a	n/a	n/a	n/a	n/a	n/a	0.00	0.20	0.90
Voltage THD (%)	1.01	2.27	4.21	0.91	2.09	4.09	1.01	2.22	4.28	n/a	n/a	n/a
Current THD (%)	5.59	9.30	30.99	4.87	9.83	32.14	6.32	10.17	43.75	n/a	n/a	n/a
Frequency (hz)	n/a	n/a	n/a	n/a	n/a	n/a	n/a	n/a	n/a	59.9	60.0	60.1

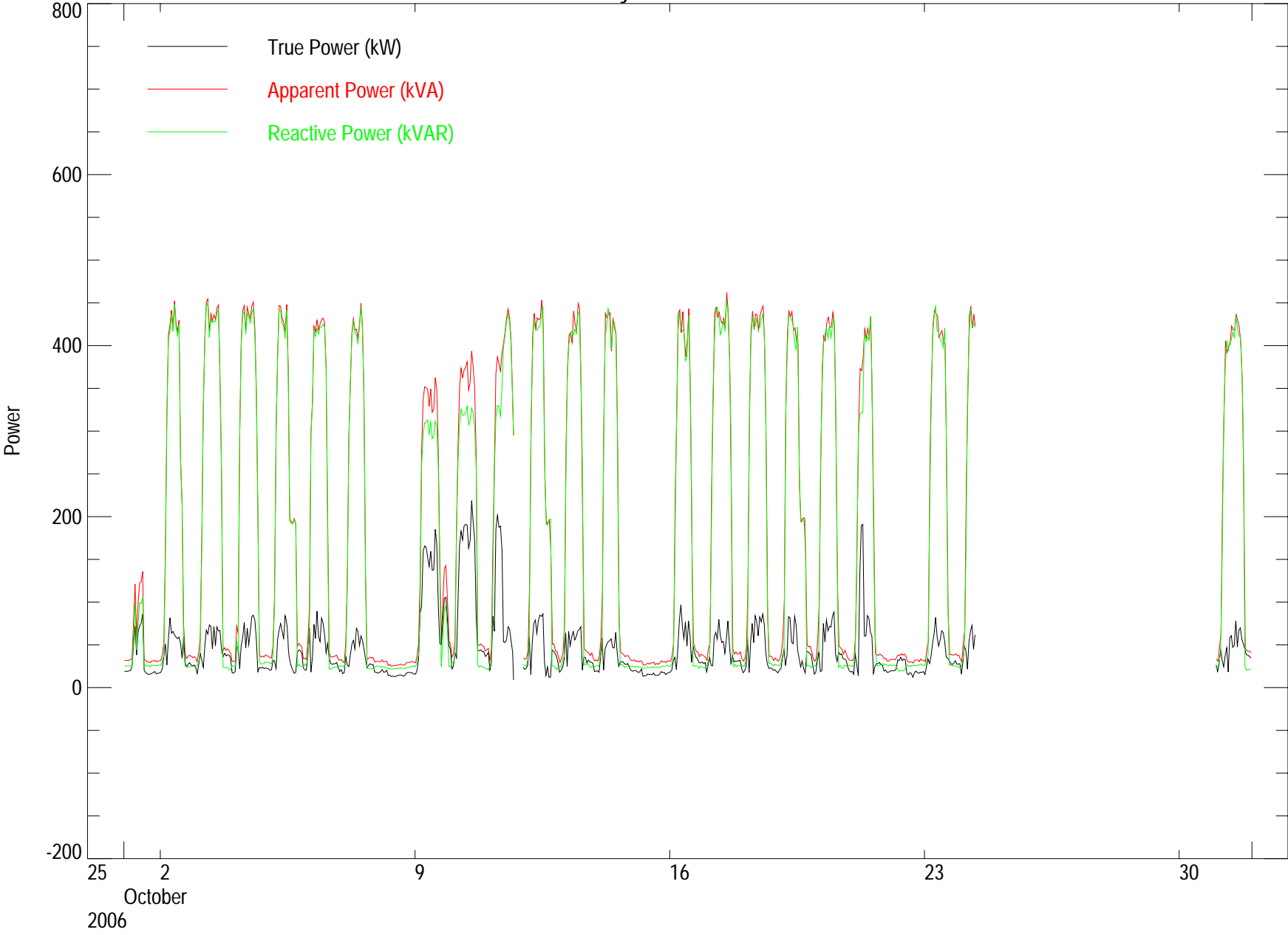
FACILITY POWER QUALITY - DATA SUMMARY

Arrow Linen

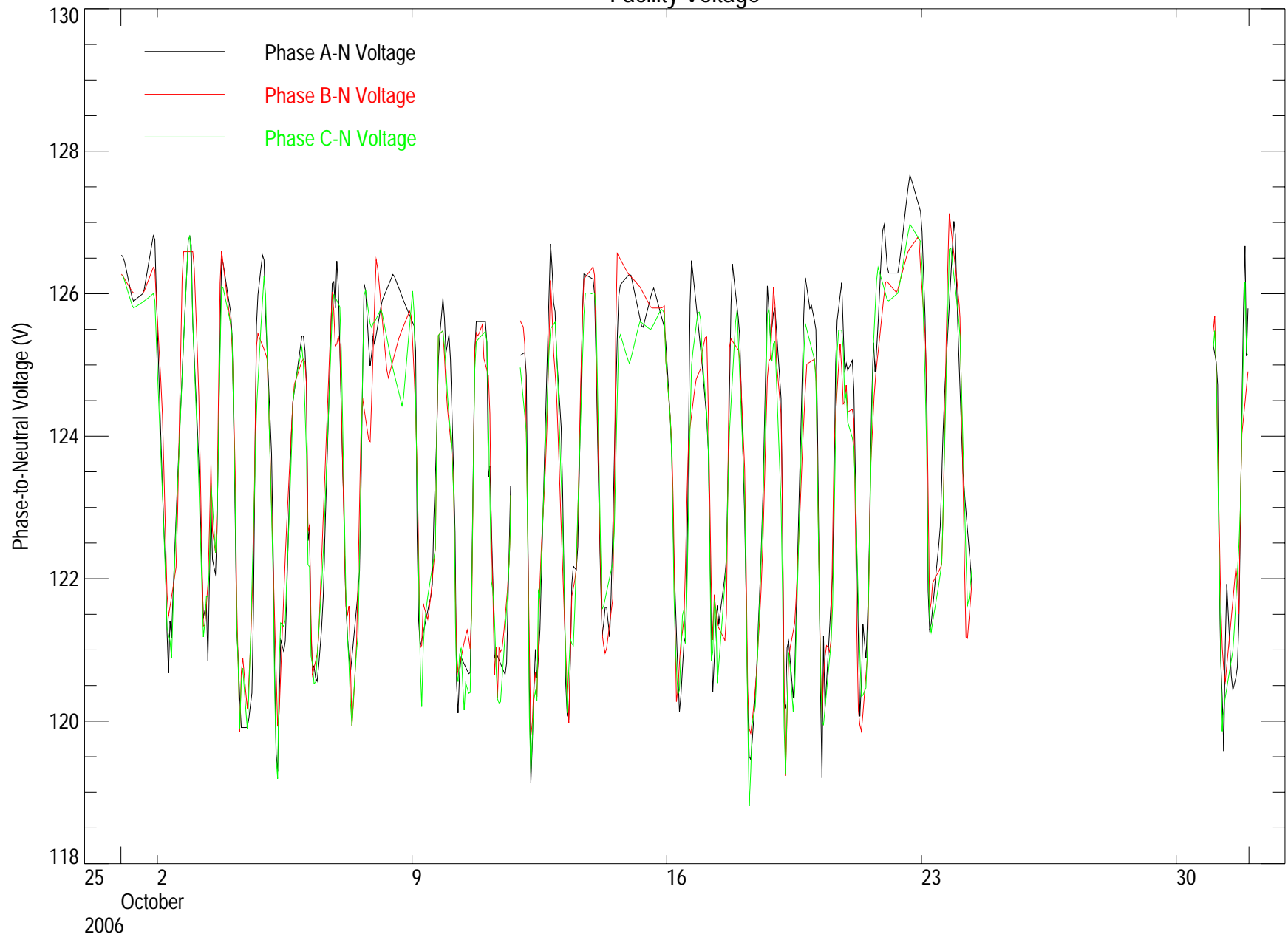
10/01/06 to 10/31/06

Date	Good Data (%)	Facility Apparent Power (kVAh)	Facility Reactive Power (kVARh)	Facility True Power (kWh)	Power Factor (-)
10/01/06	100.00	1273.83	1010.62	860.50	0.68
10/02/06	100.00	4877.94	4661.85	941.80	0.19
10/03/06	100.00	5907.99	5672.77	1094.30	0.19
10/04/06	100.00	5640.13	5468.98	1034.30	0.18
10/05/06	100.00	5148.21	4947.11	935.00	0.18
10/06/06	100.00	5118.66	4880.90	944.40	0.18
10/07/06	100.00	5017.09	4853.02	883.10	0.18
10/08/06	100.00	678.87	558.54	362.00	0.53
10/09/06	100.00	5016.84	4255.40	2461.00	0.49
10/10/06	100.00	5242.05	4458.87	2635.40	0.50
10/11/06	75.00	5410.47	5043.13	1615.30	0.30
10/12/06	100.00	5229.83	5004.84	1035.70	0.20
10/13/06	100.00	5095.21	4889.21	1005.60	0.20
10/14/06	100.00	4653.70	4455.06	929.40	0.20
10/15/06	100.00	705.09	578.58	378.40	0.54
10/16/06	100.00	4928.12	4673.14	983.30	0.20
10/17/06	100.00	5946.58	5753.52	1008.40	0.17
10/18/06	100.00	5444.06	5269.41	1017.50	0.19
10/19/06	100.00	5175.73	4967.31	971.40	0.19
10/20/06	100.00	5001.19	4758.32	1026.10	0.21
10/21/06	100.00	4686.64	4389.10	1267.70	0.27
10/22/06	100.00	802.20	590.14	488.70	0.61
10/23/06	100.00	5188.37	4988.26	914.70	0.18
10/24/06	41.67	2790.37	2711.05	432.50	0.15
10/25/06	0.00	-	-	-	-
10/26/06	0.00	-	-	-	-
10/27/06	0.00	-	-	-	-
10/28/06	0.00	-	-	-	-
10/29/06	0.00	-	-	-	-
10/30/06	0.00	-	-	-	-
10/31/06	98.96	6065.56	5844.64	1054.30	0.17
Total	77.92	111044.74	104683.74	26280.80	0.24

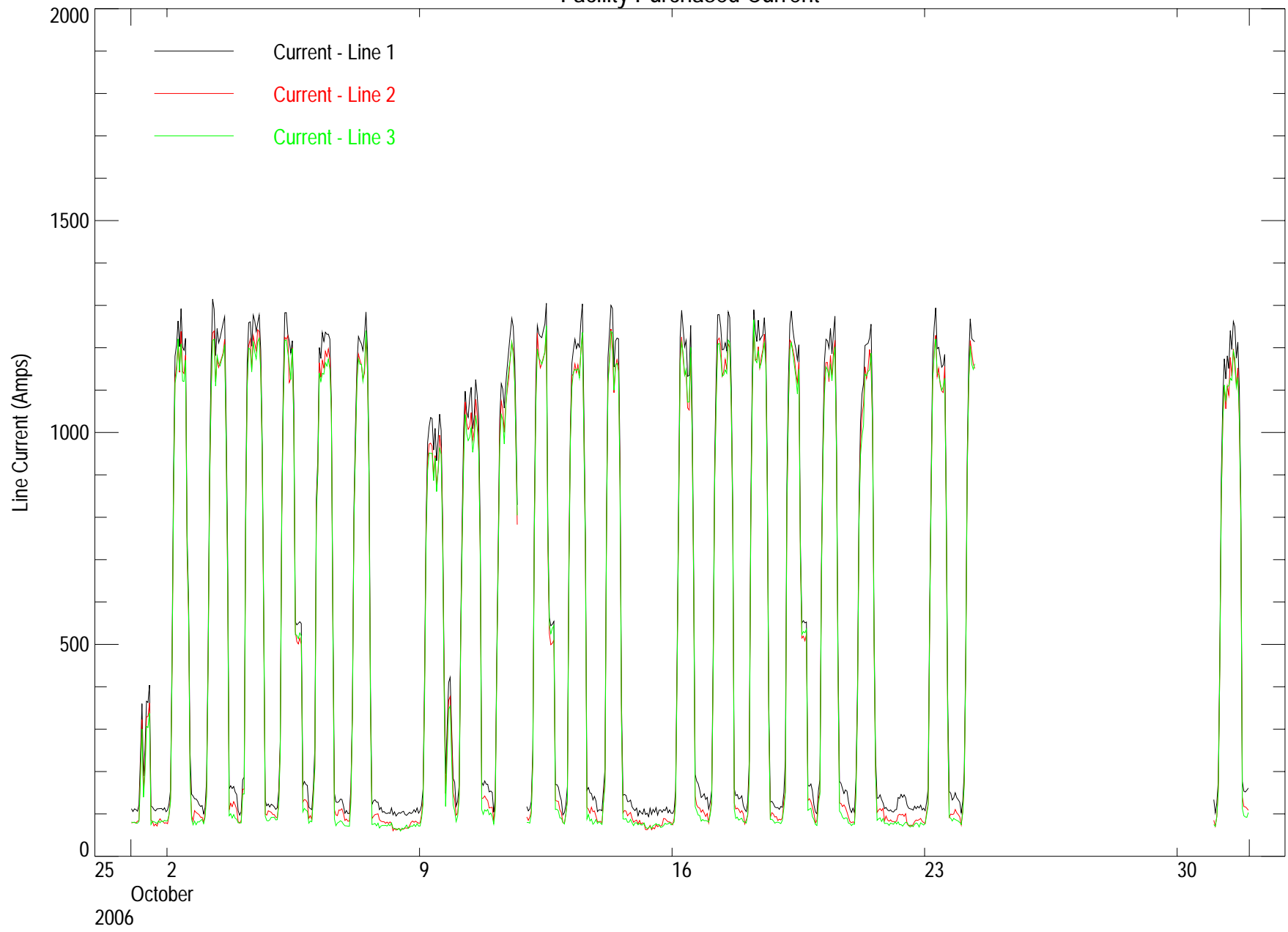
Facility Purchased Power



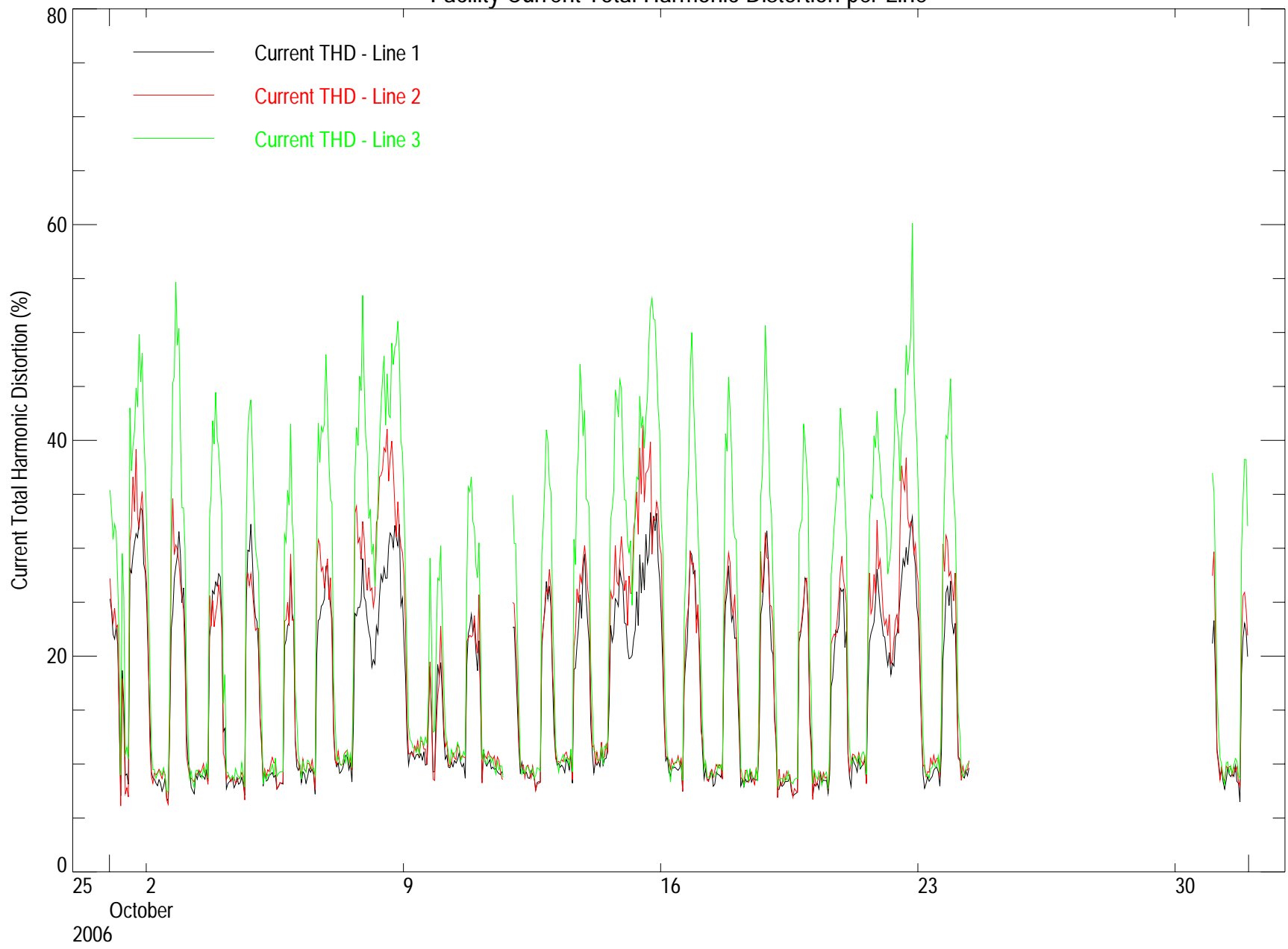
Facility Voltage



Facility Purchased Current



Facility Current Total Harmonic Distortion per Line



Facility Voltage Total Harmonic Distortion per Line

