

## FACILITY POWER QUALITY - DATA SUMMARY

Arrow Linen

03/01/07 to 03/31/07

### Generator Off

	Line 1			Line 2			Line 3			Totals		
	Min	Avg	Max	Min	Avg	Max	Min	Avg	Max	Min	Avg	Max
Voltage (V)	115.0	122.8	127.1	114.5	121.9	126.4	113.8	121.4	126.0	n/a	n/a	n/a
Current (amps)	95.19	195.62	1297.15	71.07	156.57	1216.47	43.44	118.75	1128.49	n/a	n/a	n/a
True Power (kW)	n/a	n/a	n/a	n/a	n/a	n/a	n/a	n/a	n/a	7.7	34.9	369.2
Apparent Power (kVA)	11.8	23.8	151.2	8.7	18.9	140.9	5.3	14.2	129.6	22.6	50.4	430.1
Power Factor (-)	n/a	n/a	n/a	n/a	n/a	n/a	n/a	n/a	n/a	0.03	0.72	0.96
Voltage THD (%)	1.50	3.06	3.89	1.24	2.94	3.90	1.41	3.05	3.90	n/a	n/a	n/a
Current THD (%)	6.25	35.11	67.50	5.38	42.55	91.20	7.87	115.03	488.80	n/a	n/a	n/a
Frequency (hz)	n/a	n/a	n/a	n/a	n/a	n/a	n/a	n/a	n/a	59.9	60.0	60.1

### Generator On

	Line 1			Line 2			Line 3			Totals		
	Min	Avg	Max	Min	Avg	Max	Min	Avg	Max	Min	Avg	Max
Voltage (V)	110.9	117.6	125.3	111.7	117.3	125.4	111.4	116.8	125.2	n/a	n/a	n/a
Current (amps)	120.00	1010.66	1420.64	86.98	940.53	1377.43	62.18	910.31	1343.97	n/a	n/a	n/a
True Power (kW)	n/a	n/a	n/a	n/a	n/a	n/a	n/a	n/a	n/a	4.4	67.3	354.5
Apparent Power (kVA)	15.0	118.3	163.4	10.9	109.9	158.3	7.6	105.9	156.2	27.5	331.6	461.0
Power Factor (-)	n/a	n/a	n/a	n/a	n/a	n/a	n/a	n/a	n/a	0.01	0.22	0.91
Voltage THD (%)	1.03	1.83	3.77	0.91	1.64	3.63	0.96	1.75	3.86	n/a	n/a	n/a
Current THD (%)	4.84	9.25	54.14	4.60	9.93	61.55	5.83	12.62	338.41	n/a	n/a	n/a
Frequency (hz)	n/a	n/a	n/a	n/a	n/a	n/a	n/a	n/a	n/a	59.9	60.0	60.1

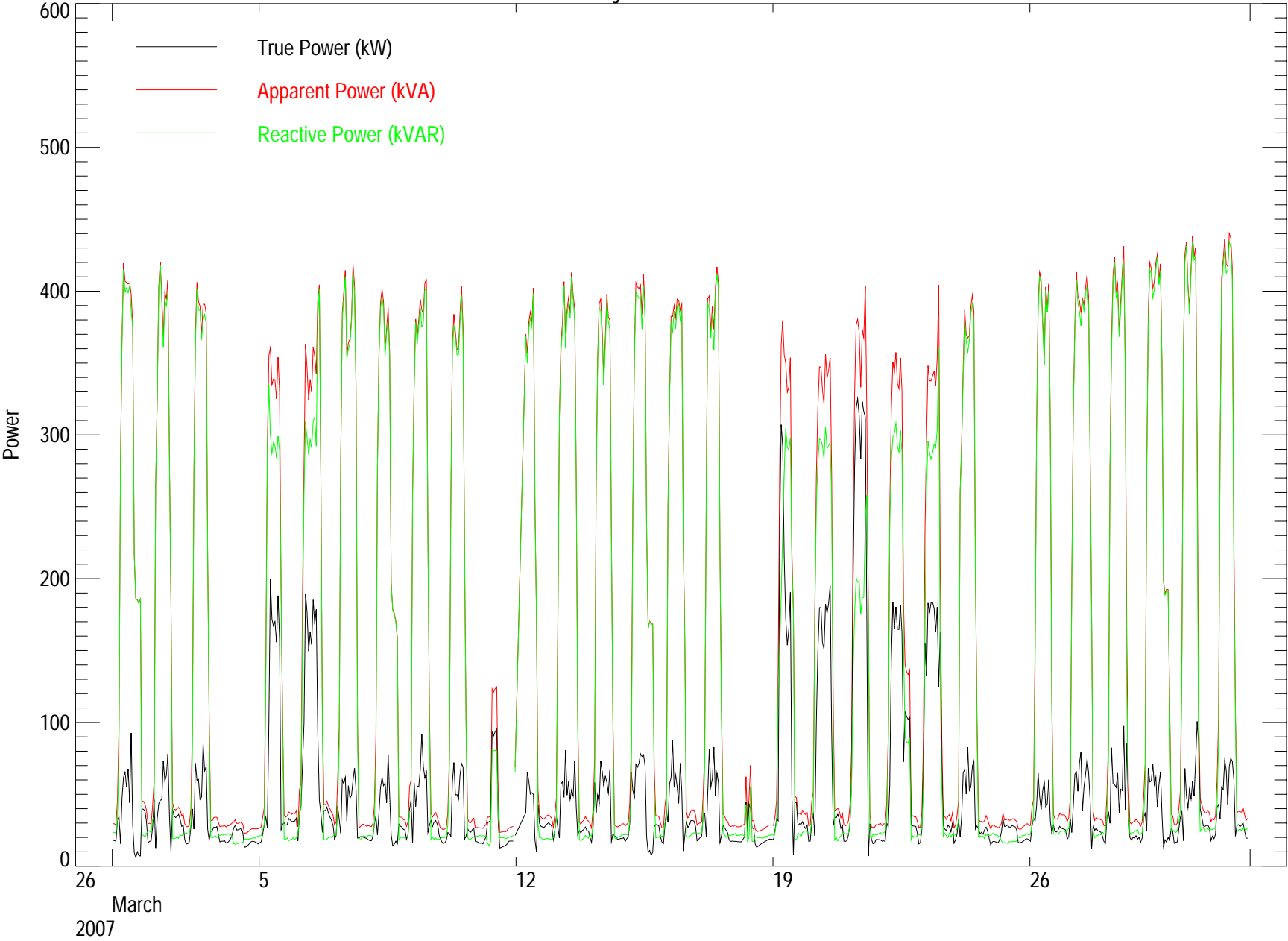
## FACILITY POWER QUALITY - DATA SUMMARY

Arrow Linen

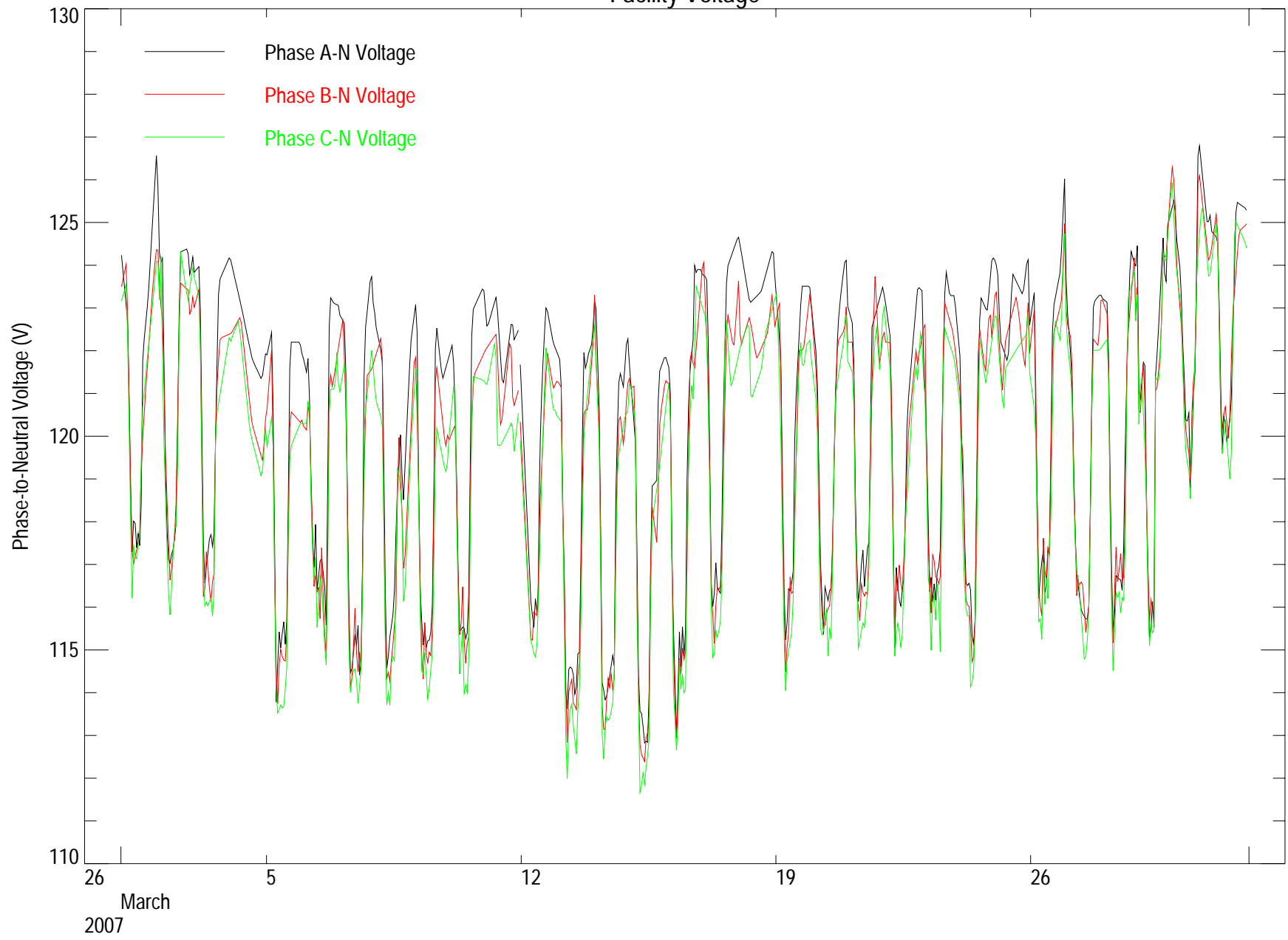
03/01/07 to 03/31/07

Date	Good Data (%)	Facility Apparent Power (kVAh)	Facility Reactive Power (kVARh)	Facility True Power (kWh)	Power Factor (-)
03/01/07	100.00	4852.88	4673.64	776.70	0.16
03/02/07	100.00	4350.33	4104.60	885.20	0.20
03/03/07	100.00	4162.00	3971.84	829.50	0.20
03/04/07	100.00	661.04	458.80	442.20	0.67
03/05/07	100.00	3887.82	3332.97	1742.60	0.45
03/06/07	100.00	4826.71	4196.20	2067.70	0.43
03/07/07	100.00	4656.37	4484.97	866.50	0.19
03/08/07	100.00	4562.13	4400.89	838.10	0.18
03/09/07	100.00	4476.10	4244.83	919.50	0.21
03/10/07	100.00	3997.27	3829.13	772.30	0.19
03/11/07	97.92	1087.47	763.36	647.10	0.60
03/12/07	100.00	4372.22	4173.35	587.70	0.13
03/13/07	100.00	5070.57	4882.64	974.50	0.19
03/14/07	100.00	4376.91	4203.58	849.10	0.19
03/15/07	100.00	4732.10	4533.06	942.20	0.20
03/16/07	100.00	4501.76	4284.50	916.50	0.20
03/17/07	100.00	4202.92	4016.92	830.90	0.20
03/18/07	100.00	757.40	545.47	453.90	0.60
03/19/07	100.00	3763.53	2835.43	2251.20	0.60
03/20/07	100.00	4303.17	3664.70	2074.60	0.48
03/21/07	100.00	4109.44	2456.98	3094.70	0.75
03/22/07	100.00	4084.40	3385.42	2197.00	0.54
03/23/07	100.00	4073.09	3303.16	2138.40	0.53
03/24/07	100.00	4271.26	4083.47	840.80	0.20
03/25/07	100.00	714.66	462.02	501.90	0.70
03/26/07	100.00	4445.84	4248.08	844.10	0.19
03/27/07	100.00	5279.49	5103.31	976.70	0.18
03/28/07	100.00	4858.52	4657.05	1007.10	0.21
03/29/07	100.00	5518.91	5389.01	875.10	0.16
03/30/07	100.00	4742.37	4476.29	1044.90	0.22
03/31/07	95.83	4544.79	4334.32	938.00	0.21
Total	99.80	124243.46	113499.98	35126.70	0.28

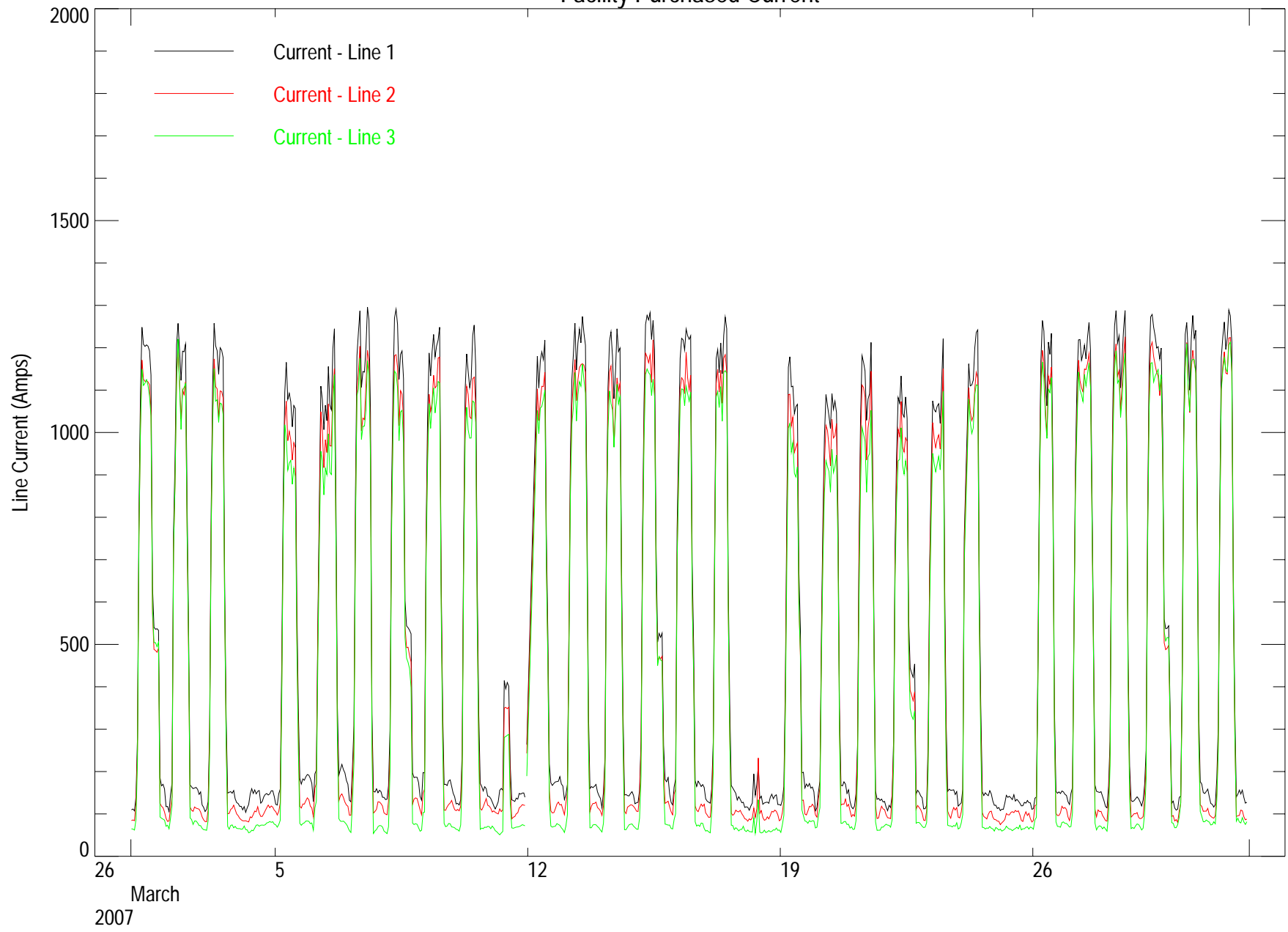
# Facility Purchased Power



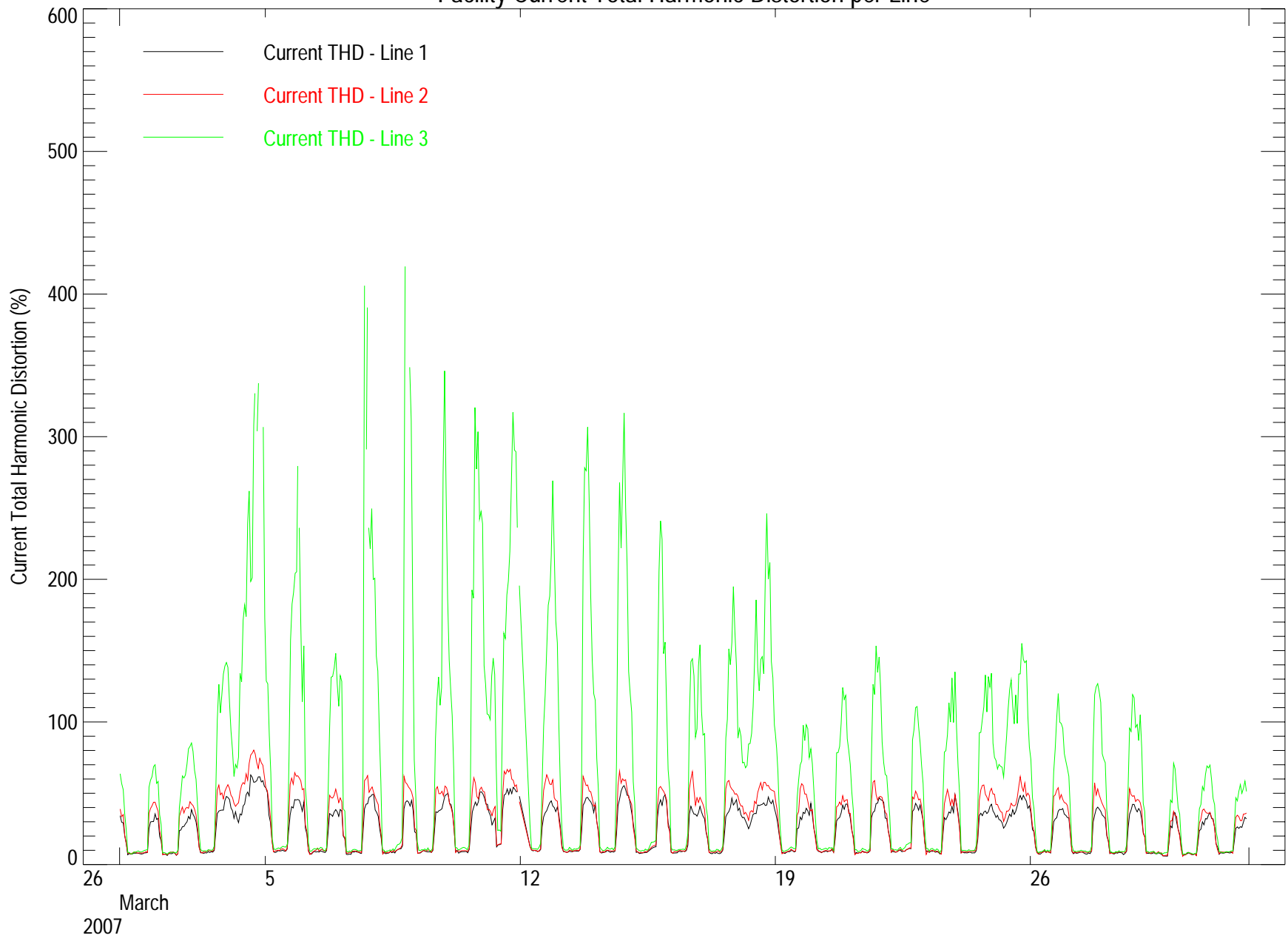
# Facility Voltage



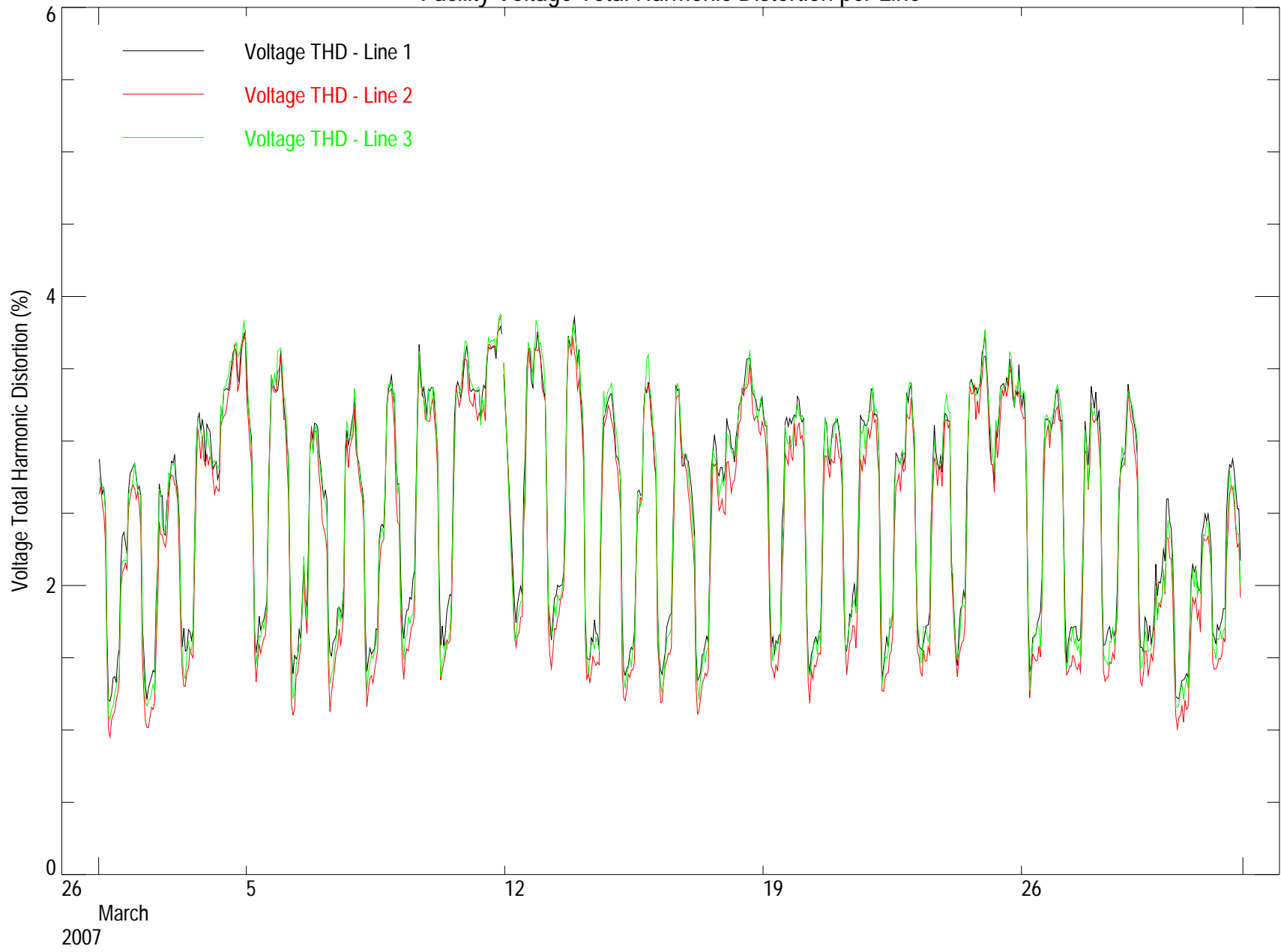
# Facility Purchased Current



Facility Current Total Harmonic Distortion per Line



Facility Voltage Total Harmonic Distortion per Line



# Facility Purchased Power Factor

