

FACILITY POWER QUALITY - DATA SUMMARY

Arrow Linen

04/01/07 to 04/30/07

Generator Off

| | Line 1 | | | Line 2 | | | Line 3 | | | Totals | | |
|----------------------|--------|--------|---------|--------|--------|---------|--------|--------|---------|--------|------|-------|
| | Min | Avg | Max | Min | Avg | Max | Min | Avg | Max | Min | Avg | Max |
| Voltage (V) | 107.7 | 124.2 | 128.1 | 106.5 | 123.6 | 127.9 | 106.3 | 123.3 | 127.2 | n/a | n/a | n/a |
| Current (amps) | 90.26 | 171.73 | 1362.63 | 53.24 | 135.94 | 1310.44 | 46.25 | 118.26 | 1215.90 | n/a | n/a | n/a |
| True Power (kW) | n/a | n/a | n/a | n/a | n/a | n/a | n/a | n/a | n/a | 8.5 | 33.2 | 379.7 |
| Apparent Power (kVA) | 11.2 | 21.0 | 155.1 | 6.7 | 16.5 | 151.3 | 5.6 | 14.3 | 142.8 | 22.2 | 49.4 | 428.8 |
| Power Factor (-) | n/a | n/a | n/a | n/a | n/a | n/a | n/a | n/a | n/a | 0.04 | 0.70 | 0.96 |
| Voltage THD (%) | 1.32 | 2.82 | 3.89 | 1.48 | 2.70 | 3.78 | 1.34 | 2.71 | 3.86 | n/a | n/a | n/a |
| Current THD (%) | 3.68 | 22.85 | 44.71 | 3.88 | 27.46 | 74.44 | 5.16 | 42.05 | 307.93 | n/a | n/a | n/a |
| Frequency (hz) | n/a | n/a | n/a | n/a | n/a | n/a | n/a | n/a | n/a | 59.9 | 60.0 | 60.1 |

Generator On

| | Line 1 | | | Line 2 | | | Line 3 | | | Totals | | |
|----------------------|--------|---------|---------|--------|--------|---------|--------|--------|---------|--------|-------|-------|
| | Min | Avg | Max | Min | Avg | Max | Min | Avg | Max | Min | Avg | Max |
| Voltage (V) | 110.8 | 120.8 | 126.9 | 111.1 | 120.5 | 125.7 | 109.8 | 120.3 | 125.7 | n/a | n/a | n/a |
| Current (amps) | 117.09 | 1055.94 | 1487.75 | 82.55 | 983.55 | 1333.54 | 70.68 | 976.90 | 1410.15 | n/a | n/a | n/a |
| True Power (kW) | n/a | n/a | n/a | n/a | n/a | n/a | n/a | n/a | n/a | 1.6 | 53.6 | 378.5 |
| Apparent Power (kVA) | 14.6 | 127.2 | 176.8 | 10.3 | 118.3 | 161.0 | 8.6 | 117.2 | 169.2 | 31.4 | 360.8 | 475.2 |
| Power Factor (-) | n/a | n/a | n/a | n/a | n/a | n/a | n/a | n/a | n/a | 0.01 | 0.16 | 0.92 |
| Voltage THD (%) | 0.77 | 1.83 | 3.67 | 0.70 | 1.68 | 3.69 | 0.75 | 1.72 | 3.68 | n/a | n/a | n/a |
| Current THD (%) | 3.71 | 8.12 | 31.75 | 3.60 | 8.86 | 55.55 | 4.57 | 9.23 | 65.57 | n/a | n/a | n/a |
| Frequency (hz) | n/a | n/a | n/a | n/a | n/a | n/a | n/a | n/a | n/a | 59.9 | 60.0 | 60.1 |

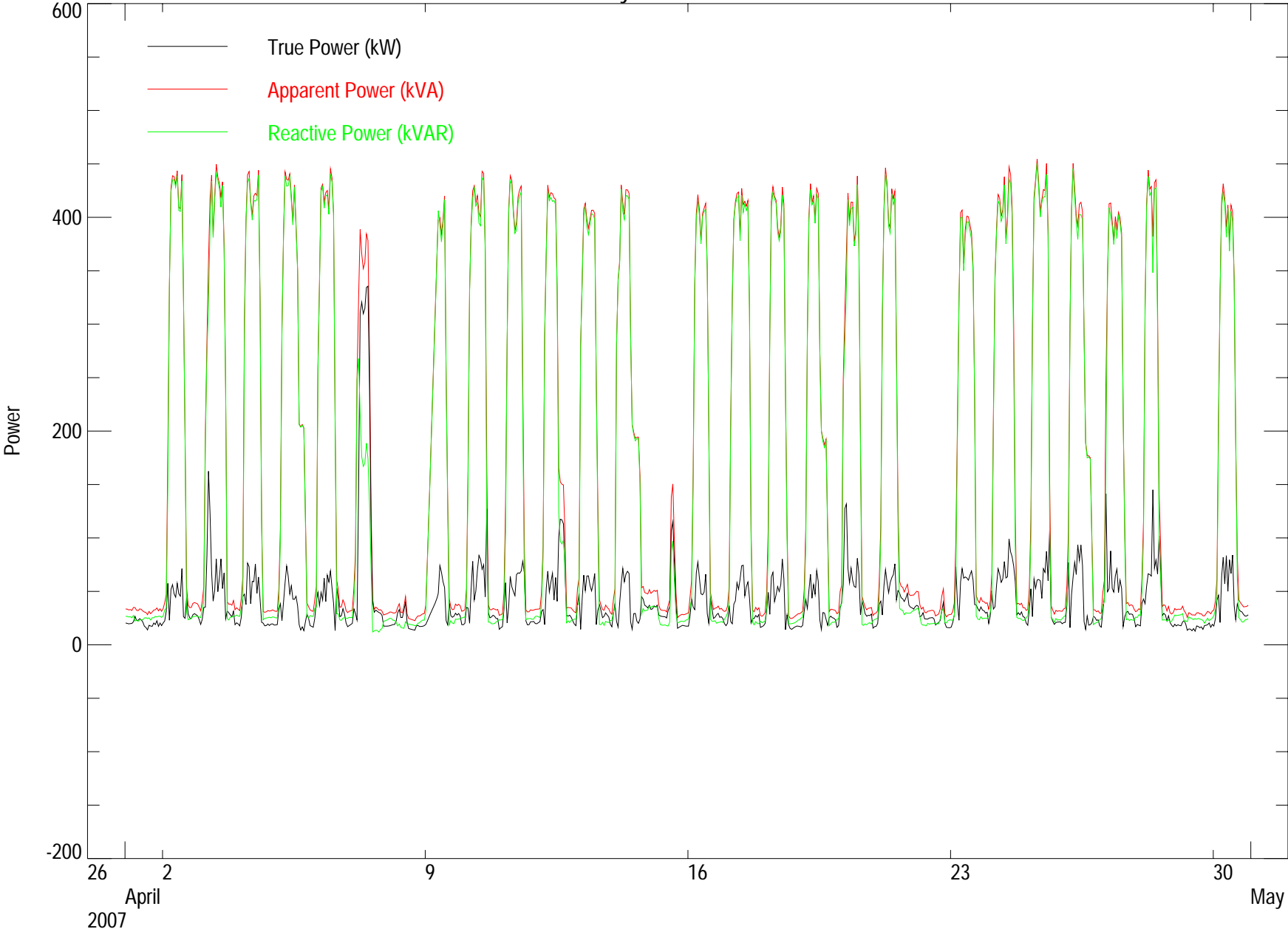
FACILITY POWER QUALITY - DATA SUMMARY

Arrow Linen

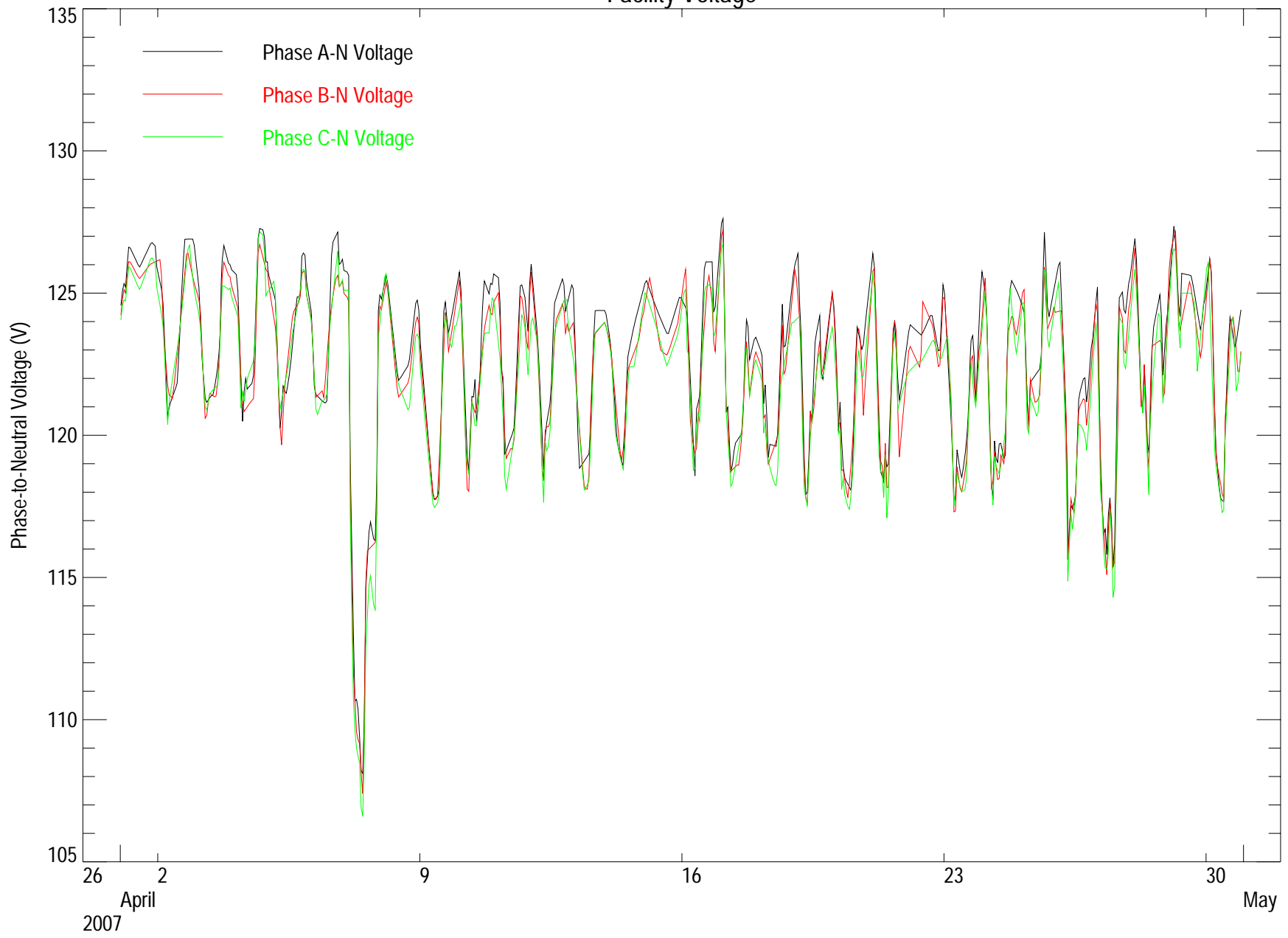
04/01/07 to 04/30/07

| Date | Good Data (%) | Facility Apparent Power (kVAh) | Facility Reactive Power (kVARh) | Facility True Power (kWh) | Power Factor (-) |
|----------|---------------|--------------------------------|---------------------------------|---------------------------|------------------|
| 04/01/07 | 100.00 | 774.21 | 601.31 | 567.50 | 0.73 |
| 04/02/07 | 100.00 | 4948.56 | 4741.63 | 897.70 | 0.18 |
| 04/03/07 | 100.00 | 5677.13 | 5435.11 | 1208.20 | 0.21 |
| 04/04/07 | 100.00 | 4973.02 | 4816.67 | 831.40 | 0.17 |
| 04/05/07 | 100.00 | 5726.98 | 5611.24 | 786.50 | 0.14 |
| 04/06/07 | 100.00 | 5107.90 | 4906.30 | 966.40 | 0.19 |
| 04/07/07 | 100.00 | 3731.02 | 2135.64 | 2786.20 | 0.75 |
| 04/08/07 | 100.00 | 708.66 | 486.94 | 480.90 | 0.68 |
| 04/09/07 | 98.96 | 4171.49 | 4100.37 | 544.80 | 0.13 |
| 04/10/07 | 100.00 | 5182.58 | 4930.57 | 1068.40 | 0.21 |
| 04/11/07 | 100.00 | 4856.67 | 4643.74 | 969.60 | 0.20 |
| 04/12/07 | 100.00 | 4647.99 | 4275.54 | 1230.60 | 0.26 |
| 04/13/07 | 100.00 | 4677.24 | 4449.08 | 924.50 | 0.20 |
| 04/14/07 | 100.00 | 5337.34 | 5144.52 | 914.80 | 0.17 |
| 04/15/07 | 100.00 | 1154.37 | 759.06 | 853.50 | 0.74 |
| 04/16/07 | 100.00 | 4382.30 | 4160.92 | 900.70 | 0.21 |
| 04/17/07 | 100.00 | 5423.67 | 5259.01 | 900.40 | 0.17 |
| 04/18/07 | 100.00 | 4762.19 | 4610.49 | 847.20 | 0.18 |
| 04/19/07 | 100.00 | 4775.27 | 4622.31 | 837.50 | 0.18 |
| 04/20/07 | 100.00 | 4793.04 | 4508.08 | 1173.50 | 0.24 |
| 04/21/07 | 100.00 | 4751.30 | 4456.71 | 1091.40 | 0.23 |
| 04/22/07 | 100.00 | 846.28 | 569.01 | 608.60 | 0.72 |
| 04/23/07 | 100.00 | 4781.54 | 4521.42 | 1052.80 | 0.22 |
| 04/24/07 | 100.00 | 5892.51 | 5637.43 | 1209.20 | 0.21 |
| 04/25/07 | 100.00 | 5194.90 | 4982.88 | 1048.50 | 0.20 |
| 04/26/07 | 100.00 | 5108.10 | 4915.12 | 934.80 | 0.18 |
| 04/27/07 | 100.00 | 4920.69 | 4655.69 | 1069.70 | 0.22 |
| 04/28/07 | 100.00 | 4366.87 | 4077.70 | 1130.00 | 0.26 |
| 04/29/07 | 100.00 | 722.83 | 589.10 | 397.10 | 0.55 |
| 04/30/07 | 95.83 | 4820.71 | 4596.35 | 991.20 | 0.21 |
| Total | 99.83 | 127217.35 | 119199.97 | 29223.60 | 0.23 |

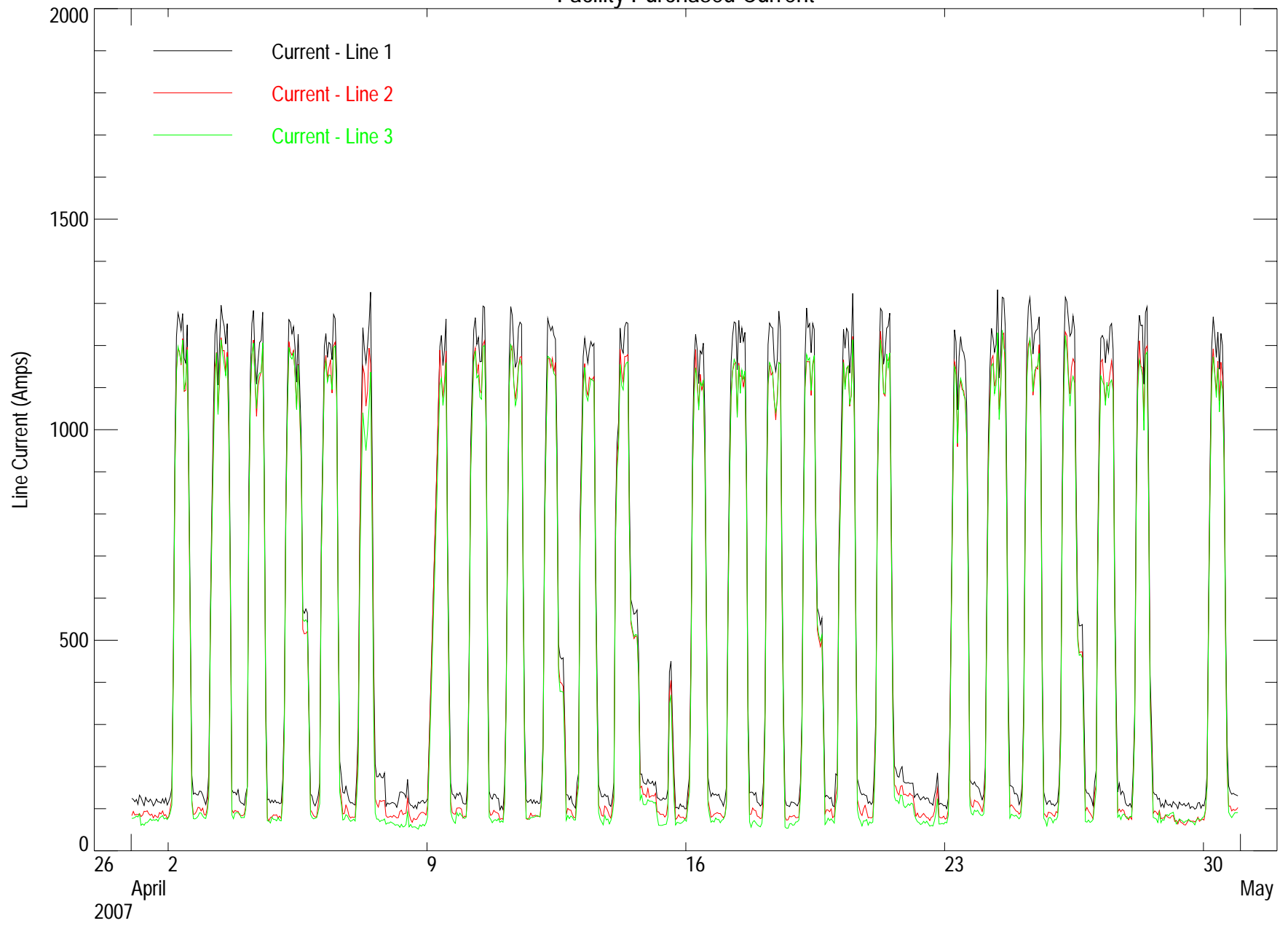
Facility Purchased Power



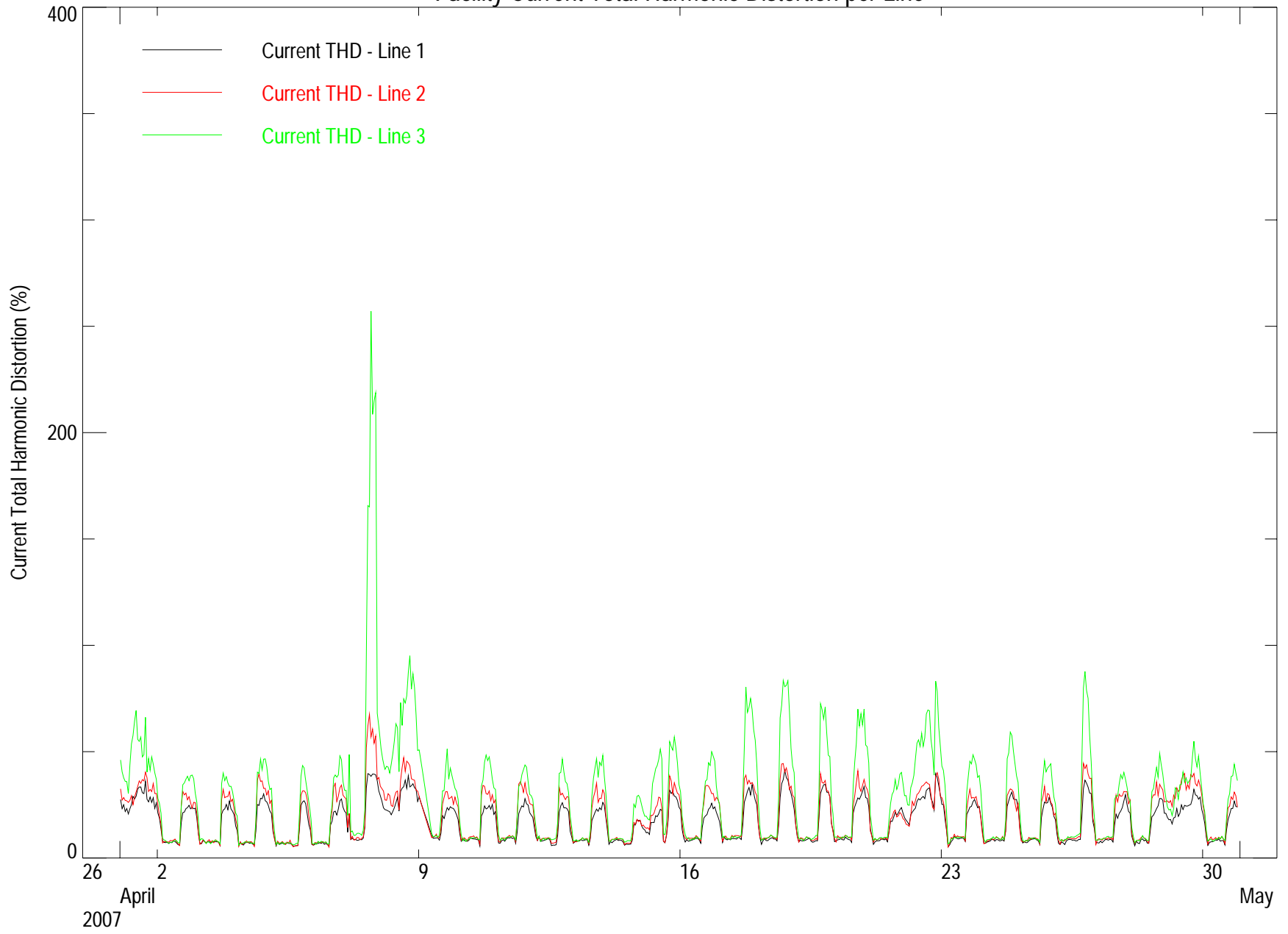
Facility Voltage



Facility Purchased Current



Facility Current Total Harmonic Distortion per Line



Facility Voltage Total Harmonic Distortion per Line

