

## FACILITY POWER QUALITY - DATA SUMMARY

Arrow Linen

12/01/07 to 12/31/07

### Generator Off

	Line 1			Line 2			Line 3			Totals		
	Min	Avg	Max	Min	Avg	Max	Min	Avg	Max	Min	Avg	Max
Voltage (V)	119.2	124.3	127.0	119.1	123.7	126.5	118.7	123.4	126.4	n/a	n/a	n/a
Current (amps)	84.09	176.65	1261.80	53.36	138.16	1169.50	49.43	131.51	1138.58	n/a	n/a	n/a
True Power (kW)	n/a	n/a	n/a	n/a	n/a	n/a	n/a	n/a	n/a	7.5	24.7	142.2
Apparent Power (kVA)	10.5	21.7	150.6	6.6	16.9	139.3	6.1	16.0	135.2	22.4	52.5	415.1
Power Factor (-)	n/a	n/a	n/a	n/a	n/a	n/a	n/a	n/a	n/a	0.03	0.67	0.94
Voltage THD (%)	1.30	2.96	4.30	1.15	2.81	3.95	1.27	2.84	4.14	n/a	n/a	n/a
Current THD (%)	2.96	21.01	34.02	3.81	28.10	46.85	5.48	32.94	59.41	n/a	n/a	n/a
Frequency (hz)	n/a	n/a	n/a	n/a	n/a	n/a	n/a	n/a	n/a	59.9	60.0	60.1

### Generator On

	Line 1			Line 2			Line 3			Totals		
	Min	Avg	Max	Min	Avg	Max	Min	Avg	Max	Min	Avg	Max
Voltage (V)	117.8	120.8	125.9	117.7	120.5	126.0	117.4	120.3	125.8	n/a	n/a	n/a
Current (amps)	99.39	1052.87	1434.99	62.05	976.13	1430.00	60.83	975.25	1329.76	n/a	n/a	n/a
True Power (kW)	n/a	n/a	n/a	n/a	n/a	n/a	n/a	n/a	n/a	0.0	46.8	152.3
Apparent Power (kVA)	12.4	126.9	173.1	7.7	117.4	171.8	7.6	117.1	157.9	24.9	358.8	490.4
Power Factor (-)	n/a	n/a	n/a	n/a	n/a	n/a	n/a	n/a	n/a	0.00	0.14	0.90
Voltage THD (%)	0.99	2.13	3.99	0.73	1.96	3.68	0.86	2.02	3.80	n/a	n/a	n/a
Current THD (%)	4.56	8.80	28.31	4.52	9.61	37.88	5.89	9.78	45.87	n/a	n/a	n/a
Frequency (hz)	n/a	n/a	n/a	n/a	n/a	n/a	n/a	n/a	n/a	59.9	60.0	60.1

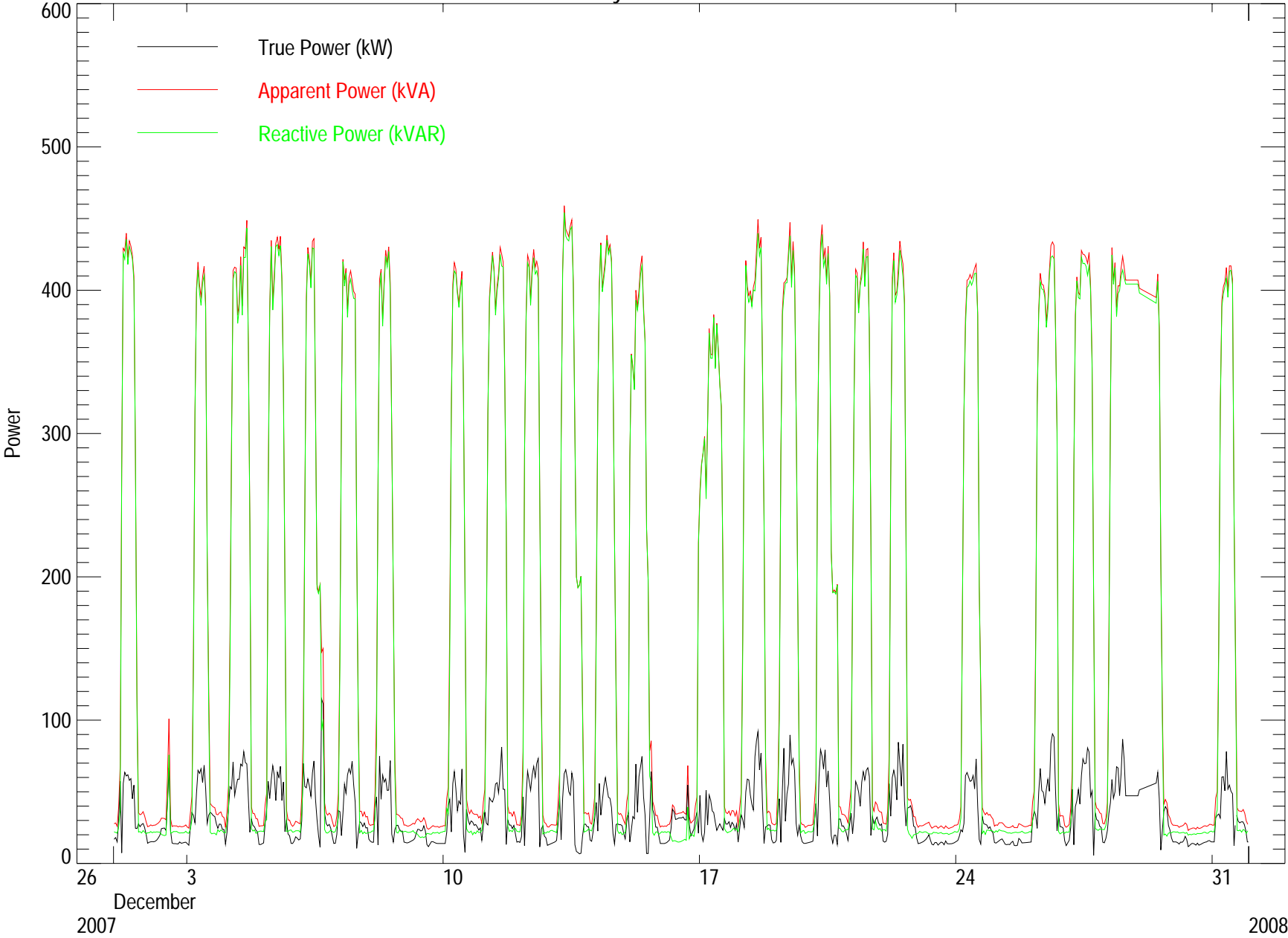
## FACILITY POWER QUALITY - DATA SUMMARY

Arrow Linen

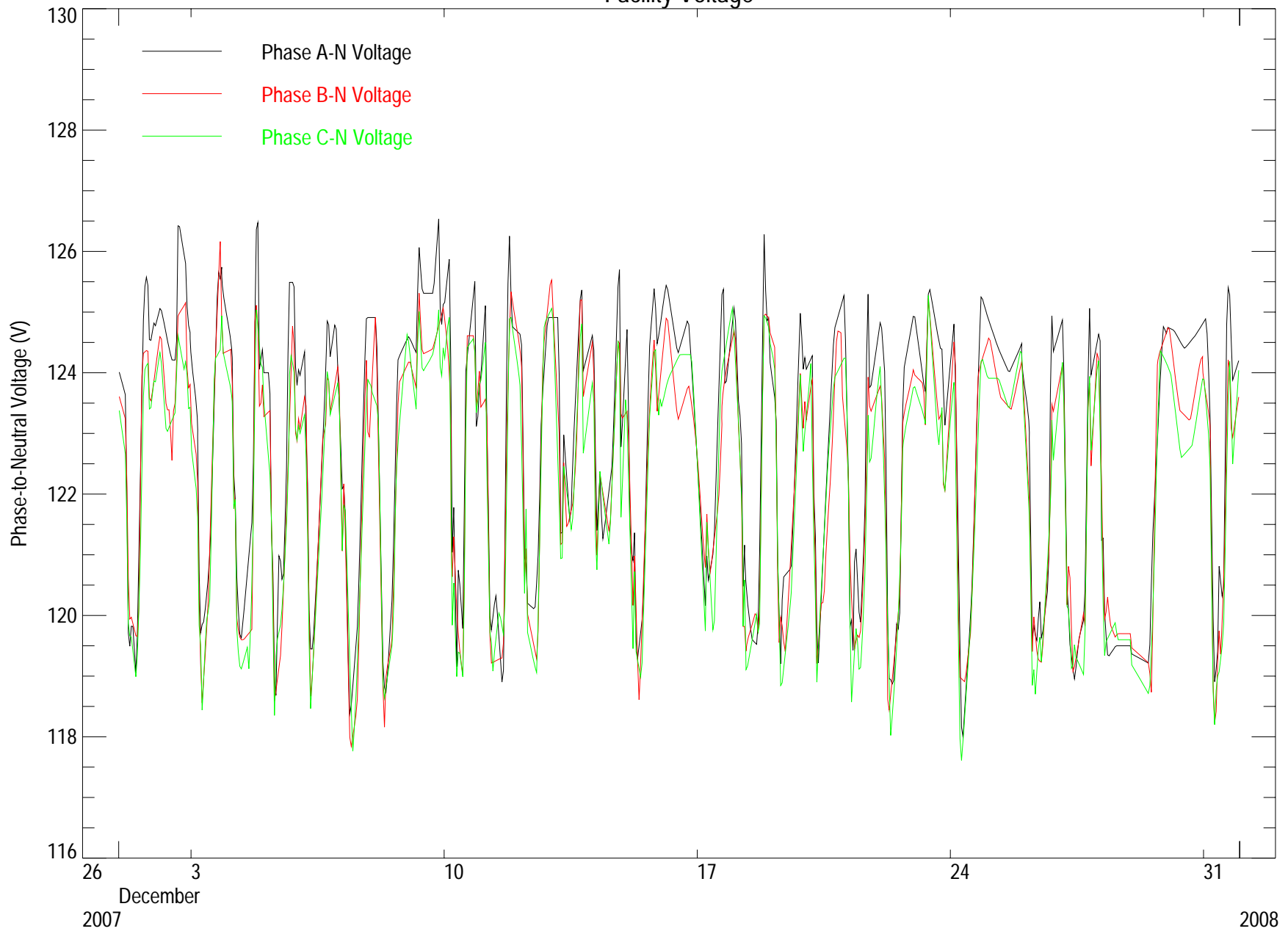
12/01/07 to 12/31/07

Date	Good Data (%)	Facility Apparent Power (kVAh)	Facility Reactive Power (kVARh)	Facility True Power (kWh)	Power Factor (-)
12/01/07	100.00	4539.09	4349.86	815.10	0.18
12/02/07	100.00	769.40	590.59	468.70	0.61
12/03/07	100.00	4111.22	3875.31	894.20	0.22
12/04/07	100.00	5544.76	5358.23	1029.10	0.19
12/05/07	100.00	4938.80	4791.69	851.00	0.17
12/06/07	100.00	4403.32	4121.63	985.70	0.22
12/07/07	100.00	4831.29	4650.44	845.20	0.17
12/08/07	100.00	4576.63	4407.16	801.70	0.18
12/09/07	100.00	651.75	498.08	401.70	0.62
12/10/07	100.00	4324.66	4112.00	835.00	0.19
12/11/07	100.00	5547.76	5380.55	946.60	0.17
12/12/07	100.00	4769.52	4633.95	802.20	0.17
12/13/07	100.00	5314.12	5178.78	753.50	0.14
12/14/07	100.00	5323.06	5168.48	810.80	0.15
12/15/07	100.00	5019.05	4827.93	797.50	0.16
12/16/07	100.00	1024.01	679.25	654.60	0.64
12/17/07	100.00	5391.86	5251.96	675.60	0.13
12/18/07	100.00	5989.17	5823.04	1007.60	0.17
12/19/07	100.00	5016.24	4882.17	850.90	0.17
12/20/07	100.00	4973.52	4814.65	880.70	0.18
12/21/07	100.00	5281.95	5096.08	935.30	0.18
12/22/07	100.00	4709.39	4475.85	919.80	0.20
12/23/07	100.00	622.71	510.62	339.00	0.54
12/24/07	100.00	4827.84	4660.52	869.10	0.18
12/25/07	100.00	636.31	525.38	348.30	0.55
12/26/07	100.00	5954.30	5778.46	1000.70	0.17
12/27/07	100.00	5715.29	5535.10	1008.60	0.18
12/28/07	100.00	7979.68	7861.80	681.80	0.09
12/29/07	100.00	6162.09	5991.66	332.00	0.05
12/30/07	100.00	615.69	507.41	345.70	0.56
12/31/07	100.00	4553.60	4354.82	885.80	0.19
Total	100.00	134118.08	128693.46	23773.50	0.18

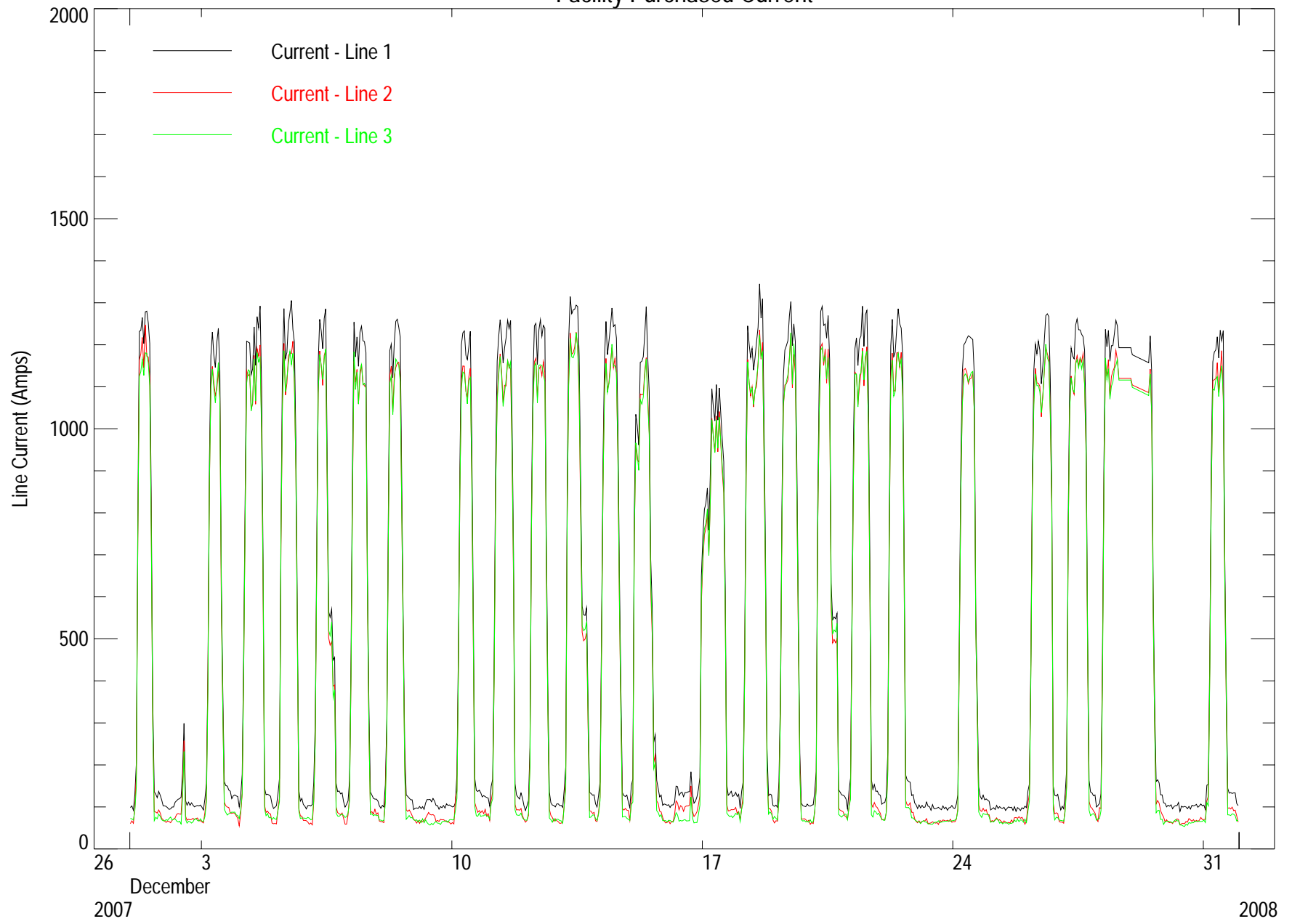
# Facility Purchased Power



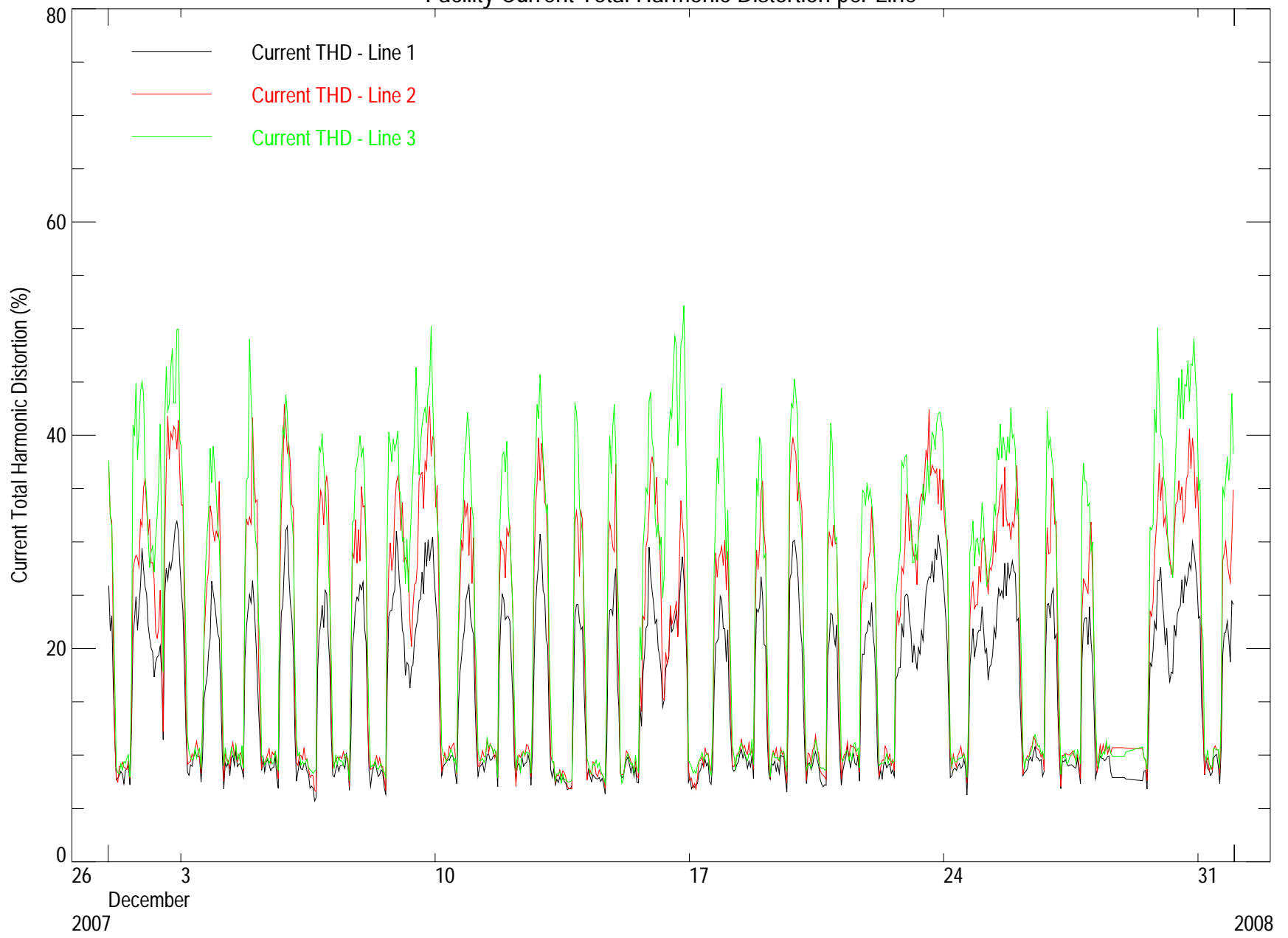
# Facility Voltage



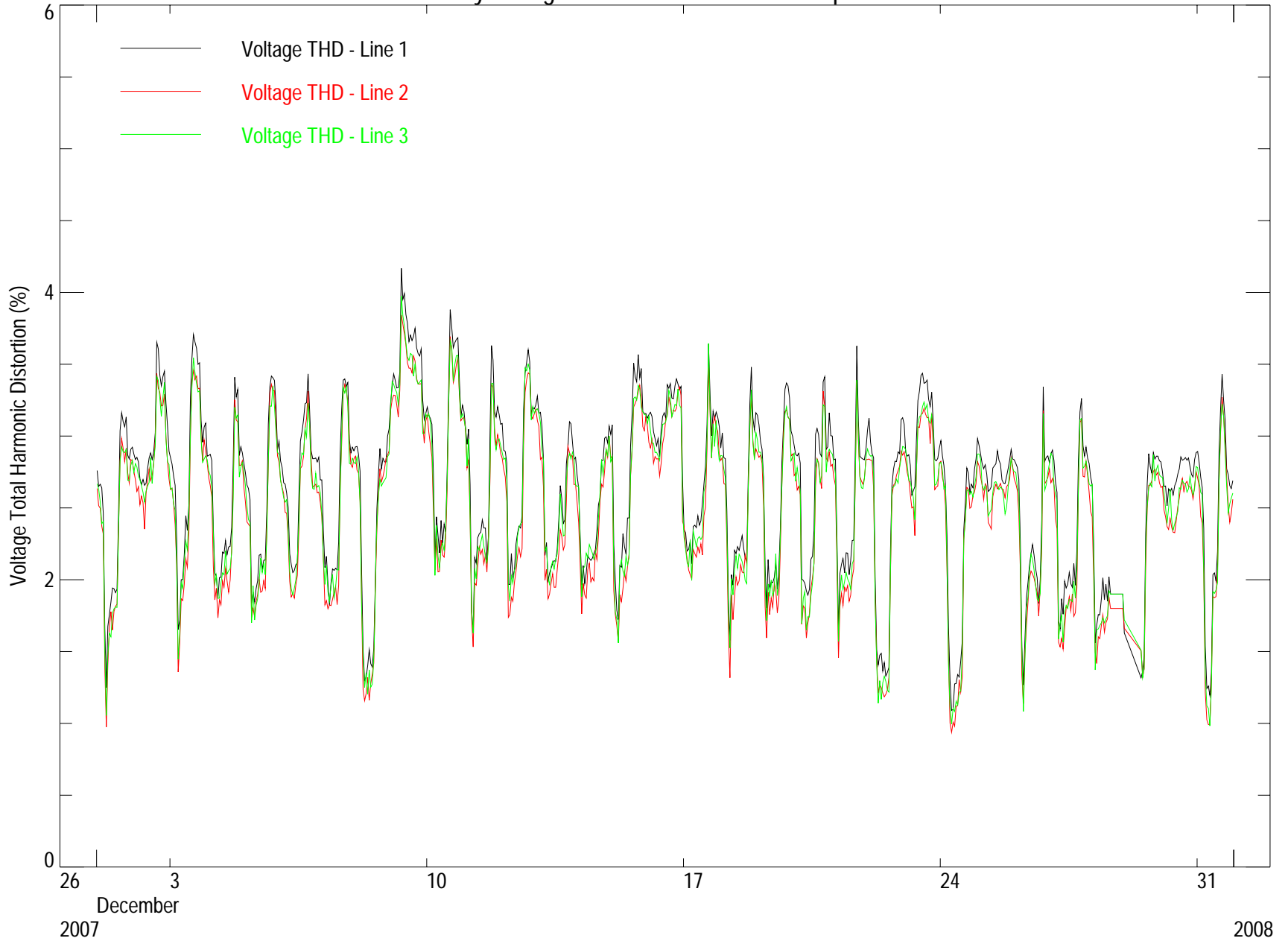
# Facility Purchased Current



Facility Current Total Harmonic Distortion per Line



Facility Voltage Total Harmonic Distortion per Line



# Facility Purchased Power Factor

