

## FACILITY POWER QUALITY - DATA SUMMARY

Arrow Linen

02/01/08 to 02/29/08

### Generator Off

	Line 1			Line 2			Line 3			Totals		
	Min	Avg	Max	Min	Avg	Max	Min	Avg	Max	Min	Avg	Max
Voltage (V)	110.3	121.7	125.3	107.9	120.5	124.3	107.8	119.2	123.2	n/a	n/a	n/a
Current (amps)	92.39	225.26	1464.79	78.36	198.17	1287.67	35.34	132.26	1110.83	n/a	n/a	n/a
True Power (kW)	n/a	n/a	n/a	n/a	n/a	n/a	n/a	n/a	n/a	7.1	47.3	363.7
Apparent Power (kVA)	11.3	26.8	161.6	9.6	23.3	144.2	4.2	15.3	123.7	22.2	59.7	424.4
Power Factor (-)	n/a	n/a	n/a	n/a	n/a	n/a	n/a	n/a	n/a	0.04	0.73	0.98
Voltage THD (%)	0.99	3.32	4.37	1.22	3.21	4.30	0.82	3.48	4.54	n/a	n/a	n/a
Current THD (%)	2.42	27.08	52.91	5.20	30.52	59.53	8.31	81.36	355.56	n/a	n/a	n/a
Frequency (hz)	n/a	n/a	n/a	n/a	n/a	n/a	n/a	n/a	n/a	59.9	60.0	60.1

### Generator On

	Line 1			Line 2			Line 3			Totals		
	Min	Avg	Max	Min	Avg	Max	Min	Avg	Max	Min	Avg	Max
Voltage (V)	112.2	116.8	123.5	110.7	116.5	122.2	109.4	114.9	121.1	n/a	n/a	n/a
Current (amps)	110.17	998.50	1485.63	93.14	938.69	1522.64	49.19	841.72	1267.35	n/a	n/a	n/a
True Power (kW)	n/a	n/a	n/a	n/a	n/a	n/a	n/a	n/a	n/a	0.0	47.6	346.1
Apparent Power (kVA)	13.6	116.0	172.3	11.3	108.8	177.4	6.0	96.3	144.9	24.3	318.2	497.1
Power Factor (-)	n/a	n/a	n/a	n/a	n/a	n/a	n/a	n/a	n/a	0.00	0.16	0.90
Voltage THD (%)	0.80	1.97	3.89	0.74	1.84	3.85	0.66	1.92	4.04	n/a	n/a	n/a
Current THD (%)	5.22	9.18	41.06	5.46	9.42	45.73	6.98	12.63	114.07	n/a	n/a	n/a
Frequency (hz)	n/a	n/a	n/a	n/a	n/a	n/a	n/a	n/a	n/a	59.9	60.0	60.1

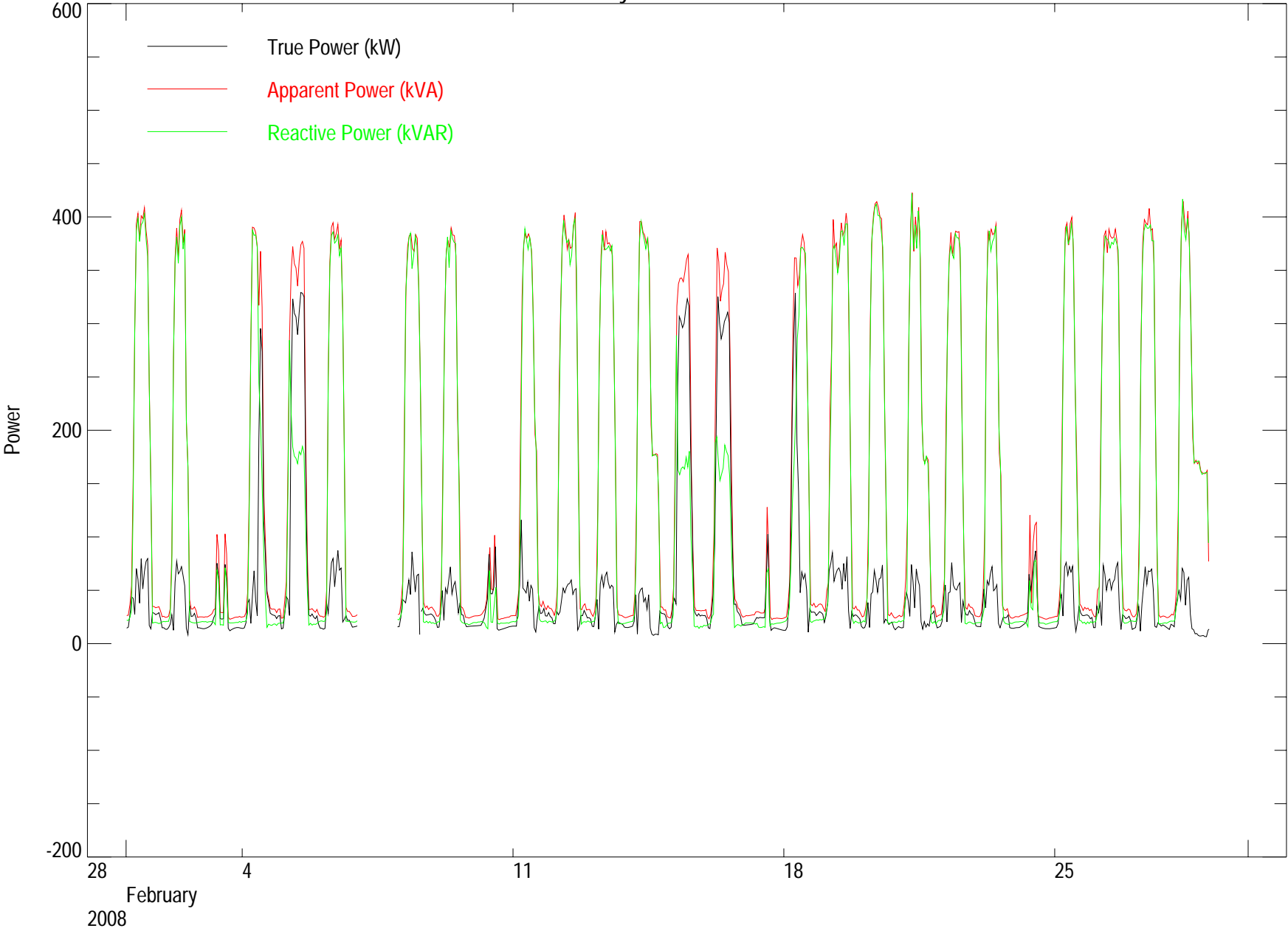
# FACILITY POWER QUALITY - DATA SUMMARY

Arrow Linen

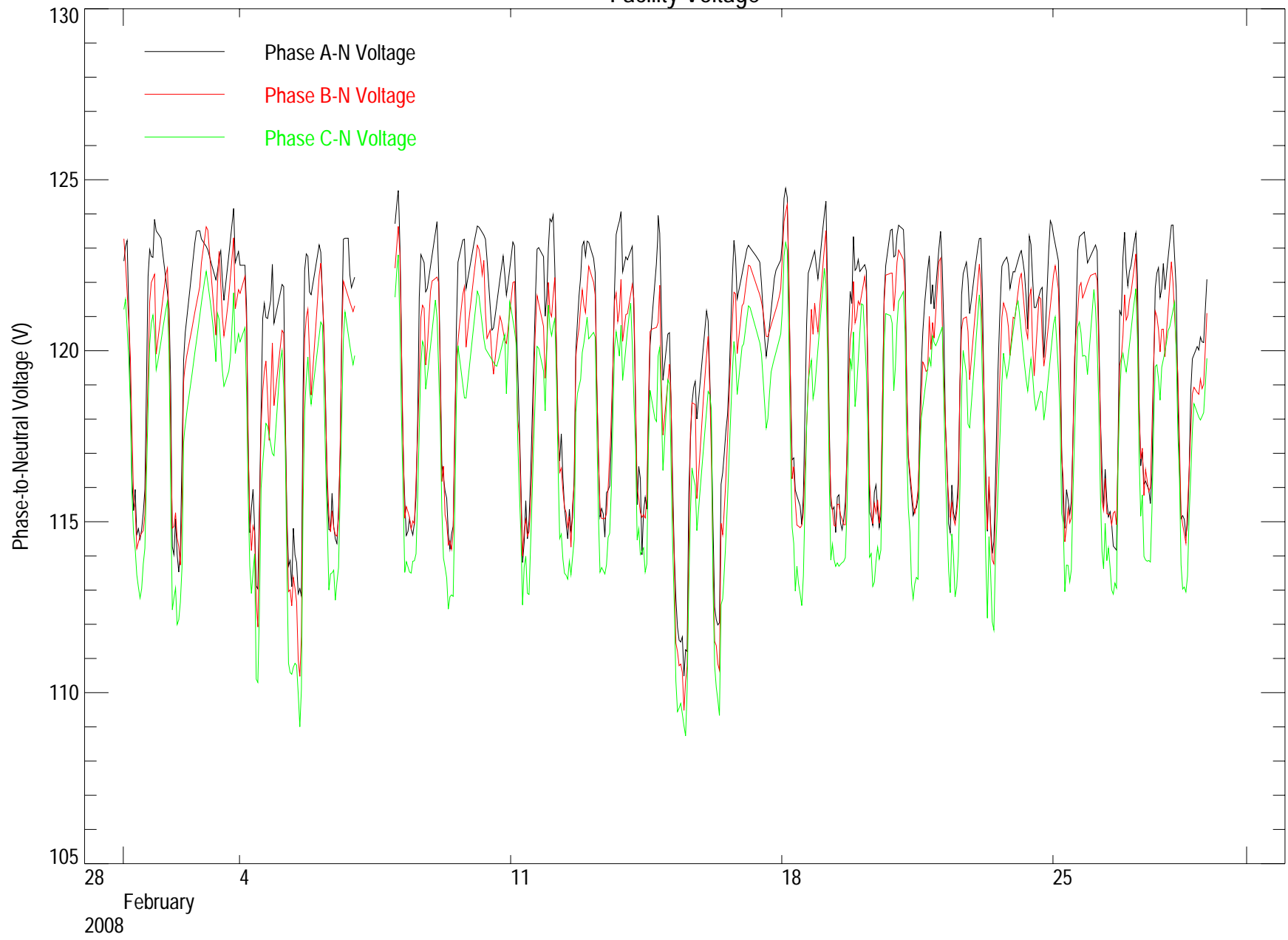
02/01/08 to 02/29/08

Date	Good Data (%)	Facility Apparent Power (kVAh)	Facility Reactive Power (kVARh)	Facility True Power (kWh)	Power Factor (-)
02/01/08	100.00	4385.21	4166.66	885.10	0.20
02/02/08	100.00	3787.95	3624.04	757.60	0.20
02/03/08	100.00	903.81	649.83	580.40	0.64
02/04/08	100.00	3643.30	2914.52	1578.20	0.43
02/05/08	100.00	4340.92	2460.05	3352.40	0.77
02/06/08	100.00	4163.78	4004.18	857.50	0.21
02/07/08	0.00	-	-	-	-
02/08/08	98.96	4271.30	4049.57	860.50	0.20
02/09/08	100.00	3872.18	3691.77	786.10	0.20
02/10/08	100.00	894.21	561.33	628.10	0.70
02/11/08	100.00	3933.18	3645.30	850.40	0.22
02/12/08	100.00	4867.19	4689.15	862.70	0.18
02/13/08	100.00	4195.22	4040.99	785.90	0.19
02/14/08	100.00	4399.56	4254.76	689.20	0.16
02/15/08	100.00	3889.95	2121.47	3028.70	0.78
02/16/08	100.00	3965.61	2102.59	3245.90	0.82
02/17/08	100.00	794.57	537.42	555.40	0.70
02/18/08	100.00	4171.23	3393.01	1810.40	0.43
02/19/08	100.00	5089.52	4847.59	1107.20	0.22
02/20/08	100.00	4244.13	4113.65	762.10	0.18
02/21/08	100.00	4429.90	4269.80	792.40	0.18
02/22/08	100.00	4215.62	3983.65	847.10	0.20
02/23/08	100.00	3775.40	3585.76	763.00	0.20
02/24/08	100.00	959.46	663.70	602.40	0.63
02/25/08	100.00	3779.69	3542.72	819.00	0.22
02/26/08	100.00	4888.43	4697.69	902.00	0.18
02/27/08	100.00	4106.03	3974.23	763.70	0.19
02/28/08	100.00	4965.72	4859.48	633.30	0.13
02/29/08	0.00	-	-	-	-
Total	93.07	100933.05	89444.92	30106.70	0.30

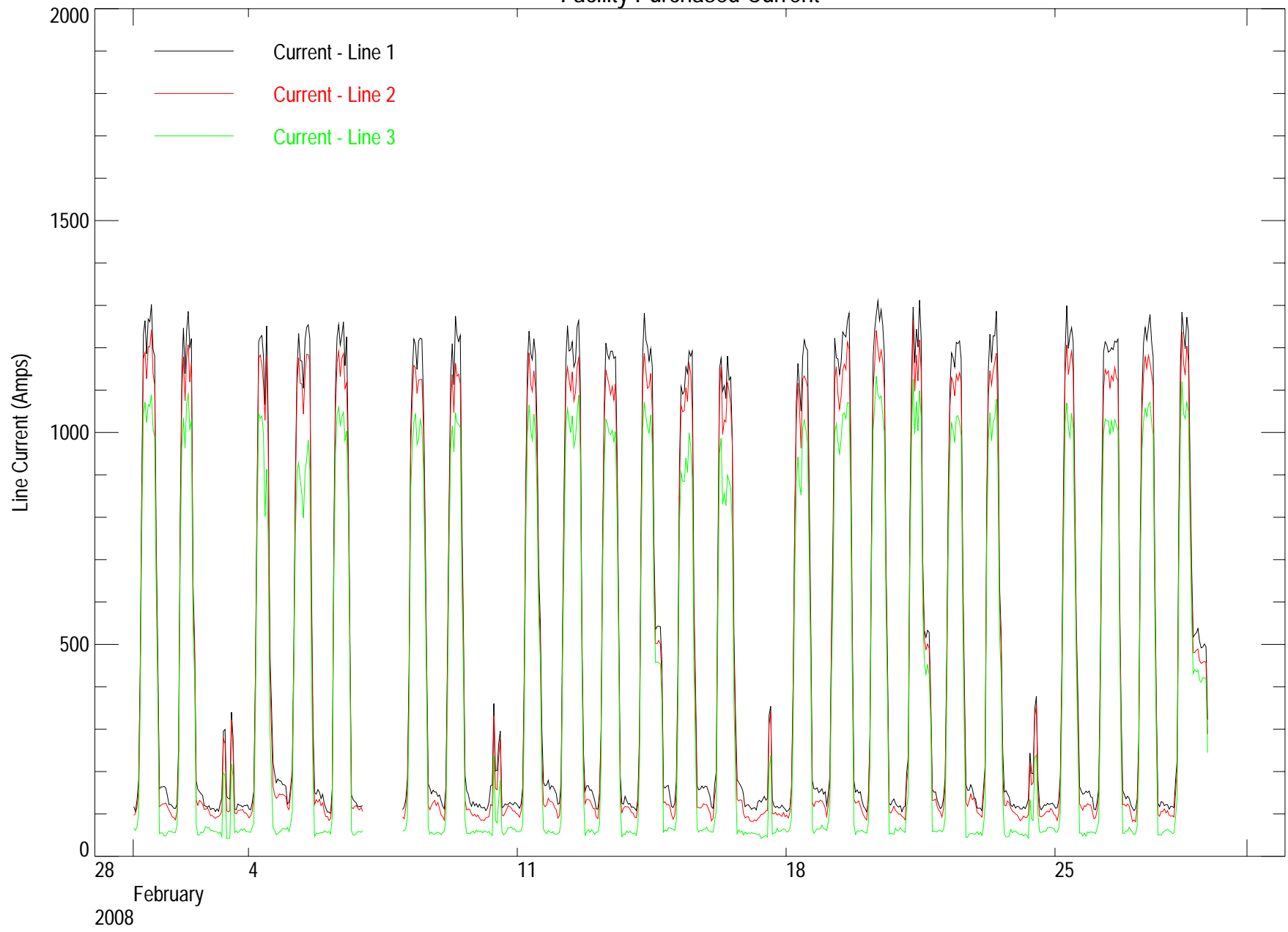
# Facility Purchased Power



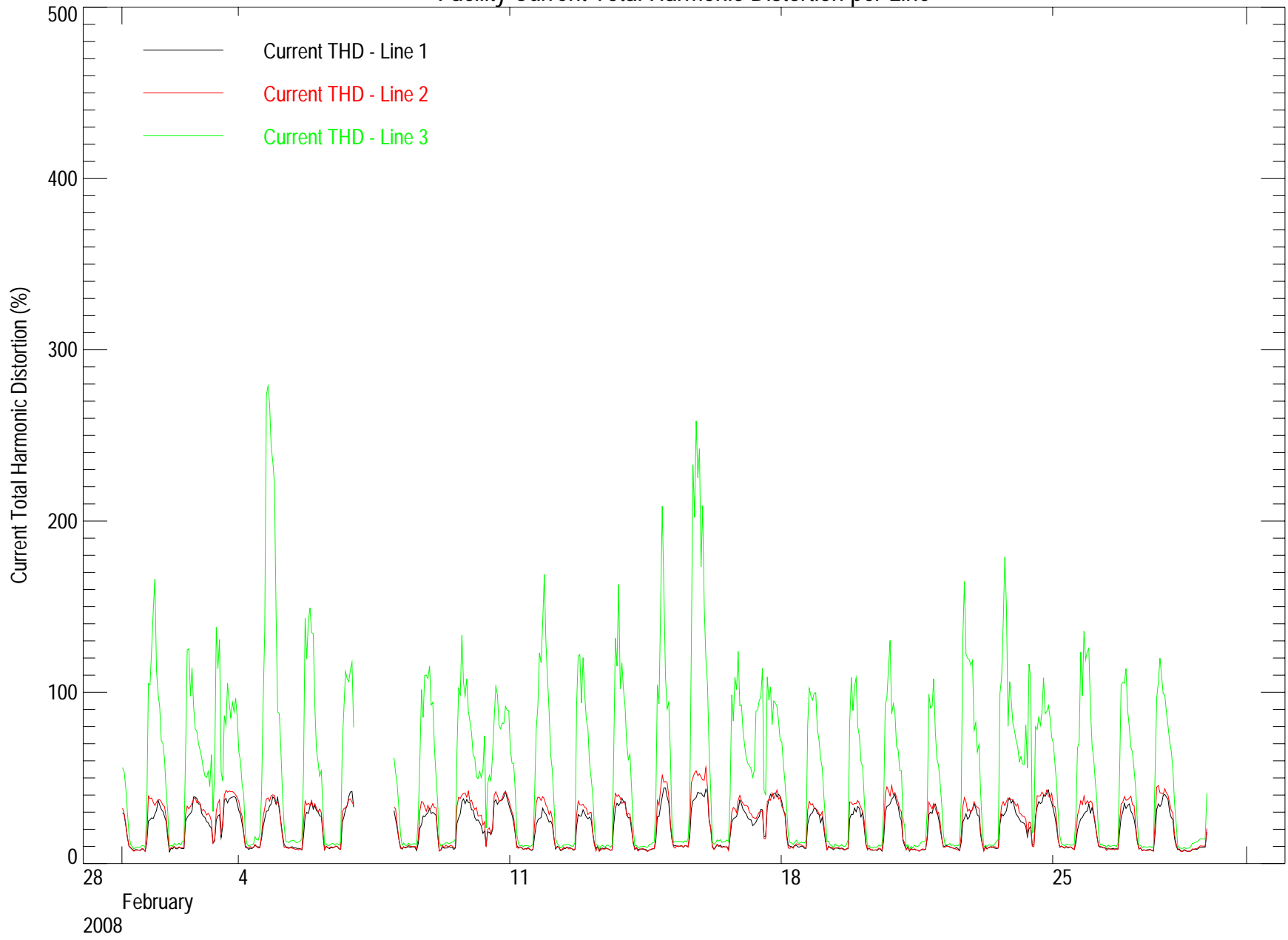
# Facility Voltage



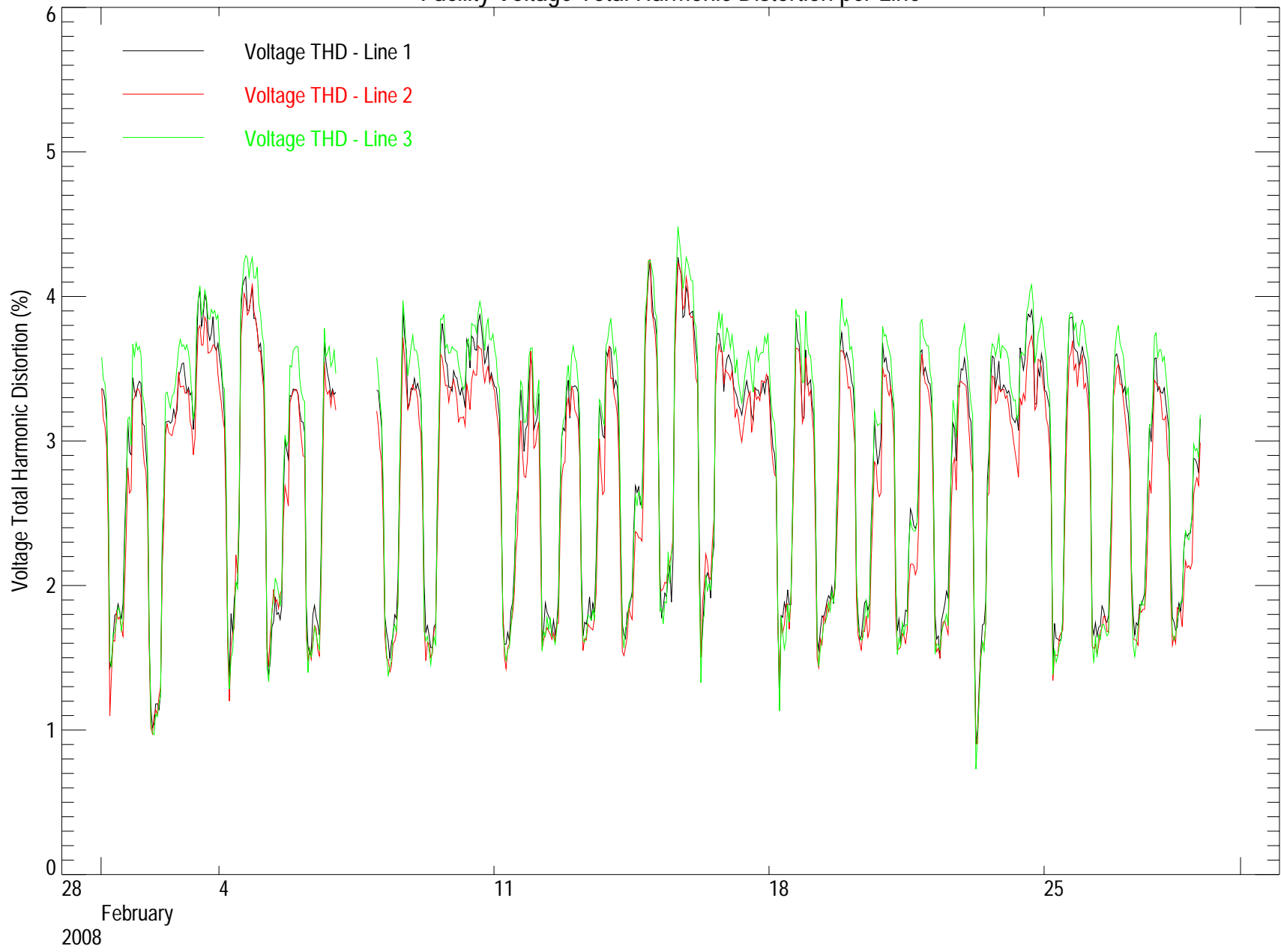
# Facility Purchased Current



Facility Current Total Harmonic Distortion per Line



Facility Voltage Total Harmonic Distortion per Line



# Facility Purchased Power Factor

