

FACILITY POWER QUALITY - DATA SUMMARY

Arrow Linen

01/01/09 to 01/31/09

Generator Off

	Line 1			Line 2			Line 3			Totals		
	Min	Avg	Max	Min	Avg	Max	Min	Avg	Max	Min	Avg	Max
Voltage (V)	117.9	118.8	127.1	117.4	118.3	126.8	116.1	117.1	126.3	n/a	n/a	n/a
Current (amps)	103.16	1083.48	1216.00	57.96	998.45	1126.00	62.49	977.84	1102.00	n/a	n/a	n/a
True Power (kW)	n/a	n/a	n/a	n/a	n/a	n/a	n/a	n/a	n/a	13.7	79.4	251.9
Apparent Power (kVA)	12.8	127.9	143.4	7.2	117.3	132.2	7.8	113.6	127.9	26.1	350.4	394.2
Power Factor (-)	n/a	n/a	n/a	n/a	n/a	n/a	n/a	n/a	n/a	0.20	0.66	0.93
Voltage THD (%)	0.89	1.89	3.12	0.86	1.71	3.01	0.74	1.80	3.06	n/a	n/a	n/a
Current THD (%)	3.91	11.33	33.13	3.95	13.25	46.21	4.60	12.38	62.93	n/a	n/a	n/a
Frequency (hz)	n/a	n/a	n/a	n/a	n/a	n/a	n/a	n/a	n/a	60.0	60.0	60.1

Generator On

	Line 1			Line 2			Line 3			Totals		
	Min	Avg	Max	Min	Avg	Max	Min	Avg	Max	Min	Avg	Max
Voltage (V)	117.6	120.2	125.1	116.3	120.1	124.5	116.1	119.6	123.9	n/a	n/a	n/a
Current (amps)	114.99	1030.86	1329.89	62.00	944.00	1337.02	75.42	963.52	1273.50	n/a	n/a	n/a
True Power (kW)	n/a	n/a	n/a	n/a	n/a	n/a	n/a	n/a	n/a	0.0	54.7	138.2
Apparent Power (kVA)	14.3	123.6	158.0	7.7	113.0	161.5	9.3	114.9	153.8	29.1	349.2	461.4
Power Factor (-)	n/a	n/a	n/a	n/a	n/a	n/a	n/a	n/a	n/a	0.01	0.16	0.87
Voltage THD (%)	0.81	1.79	3.26	0.81	1.63	3.06	0.61	1.64	3.24	n/a	n/a	n/a
Current THD (%)	5.13	8.91	22.10	5.39	9.93	39.06	5.82	10.02	34.10	n/a	n/a	n/a
Frequency (hz)	n/a	n/a	n/a	n/a	n/a	n/a	n/a	n/a	n/a	59.9	60.0	60.1

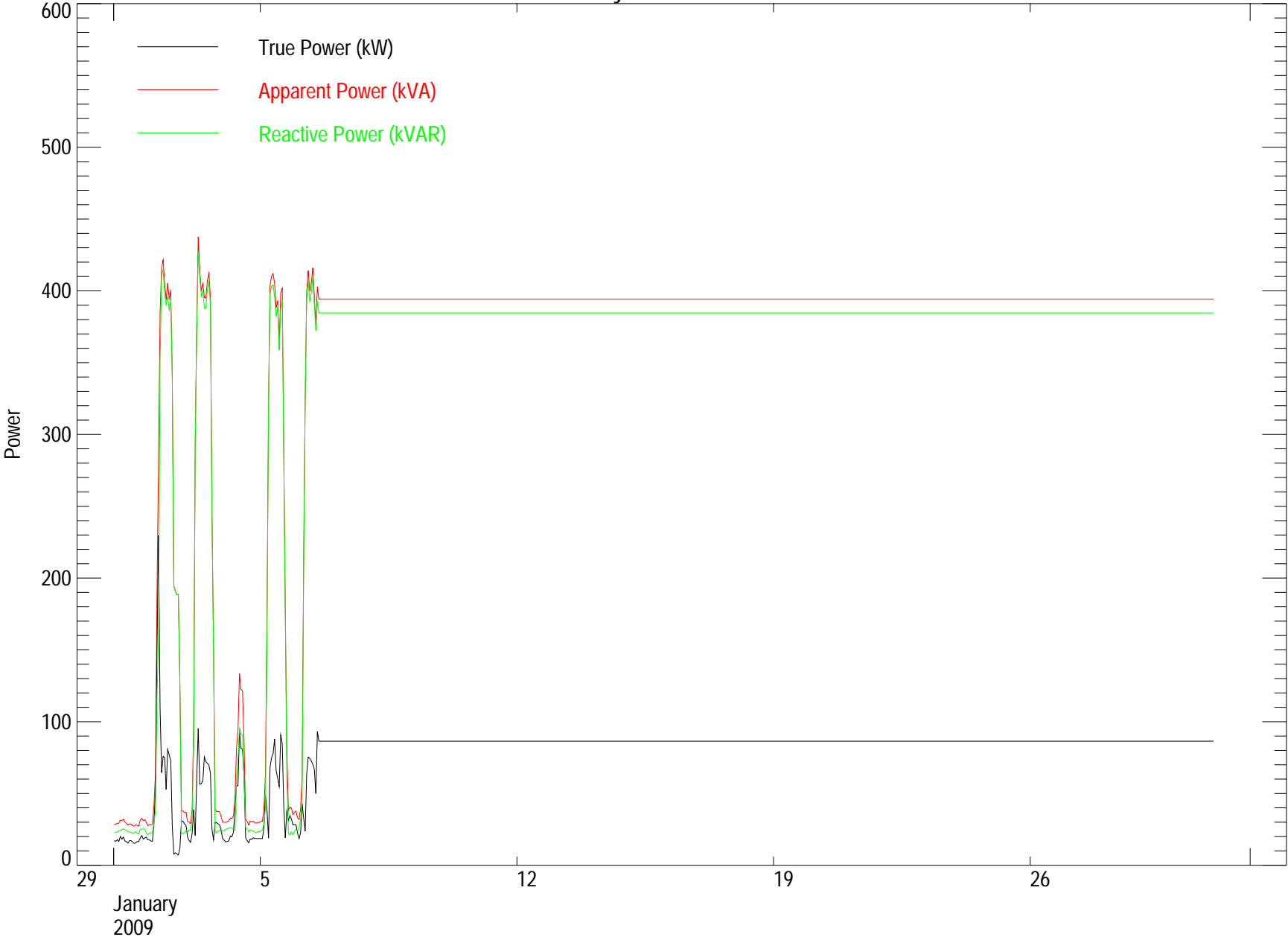
FACILITY POWER QUALITY - DATA SUMMARY

Arrow Linen

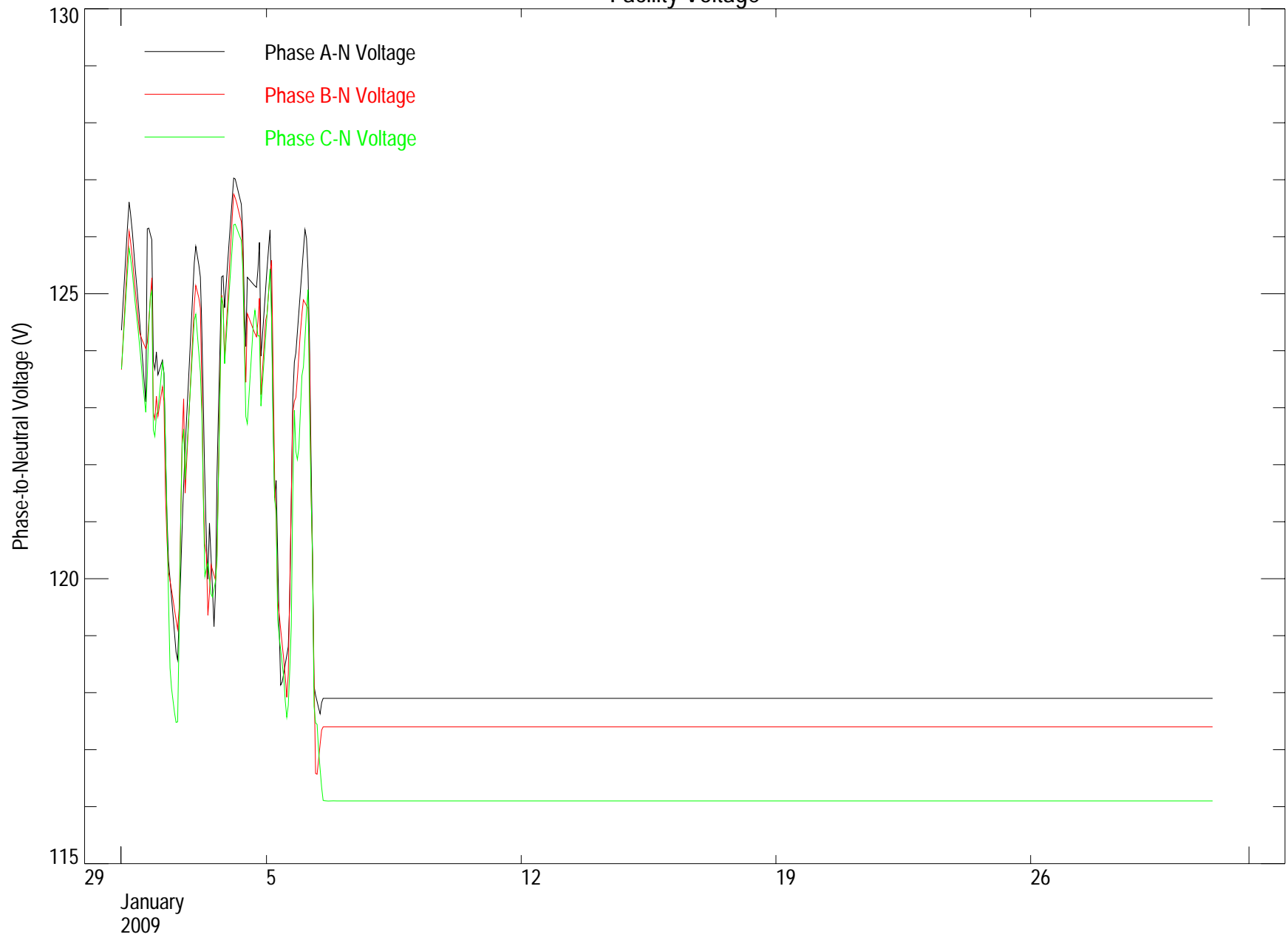
01/01/09 to 01/31/09

Date	Good Data (%)	Facility Apparent Power (kVAh)	Facility Reactive Power (kVARh)	Facility True Power (kWh)	Power Factor (-)
01/01/09	100.00	705.29	564.56	503.10	0.71
01/02/09	100.00	5229.22	4838.77	1274.10	0.24
01/03/09	100.00	5173.90	4990.62	998.50	0.19
01/04/09	100.00	1205.28	912.01	764.50	0.63
01/05/09	100.00	5009.65	4763.28	1079.70	0.22
01/06/09	100.00	7854.31	7655.85	702.40	0.09
01/07/09	100.00	9460.45	9230.40	0.00	-
01/08/09	100.00	9460.45	9230.40	0.00	-
01/09/09	100.00	9460.45	9230.40	0.00	-
01/10/09	100.00	9460.45	9230.40	0.00	-
01/11/09	100.00	9460.45	9230.40	0.00	-
01/12/09	100.00	9460.45	9230.40	0.00	-
01/13/09	100.00	9460.45	9230.40	0.00	-
01/14/09	100.00	9460.45	9230.40	0.00	-
01/15/09	100.00	9460.45	9230.40	0.00	-
01/16/09	100.00	9460.45	9230.40	0.00	-
01/17/09	100.00	9460.45	9230.40	0.00	-
01/18/09	100.00	9460.45	9230.40	0.00	-
01/19/09	100.00	9460.45	9230.40	0.00	-
01/20/09	100.00	9460.45	9230.40	0.00	-
01/21/09	100.00	9460.45	9230.40	0.00	-
01/22/09	100.00	9460.45	9230.40	0.00	-
01/23/09	100.00	9460.45	9230.40	0.00	-
01/24/09	100.00	9460.45	9230.40	0.00	-
01/25/09	100.00	9460.45	9230.40	0.00	-
01/26/09	100.00	9460.45	9230.40	0.00	-
01/27/09	100.00	9460.45	9230.40	0.00	-
01/28/09	100.00	9460.45	9230.40	0.00	-
01/29/09	100.00	9460.45	9230.40	0.00	-
01/30/09	100.00	9460.45	9230.40	0.00	-
01/31/09	1.04	98.55	96.15	0.00	-
Total	96.81	252326.98	245350.84	5322.30	0.02

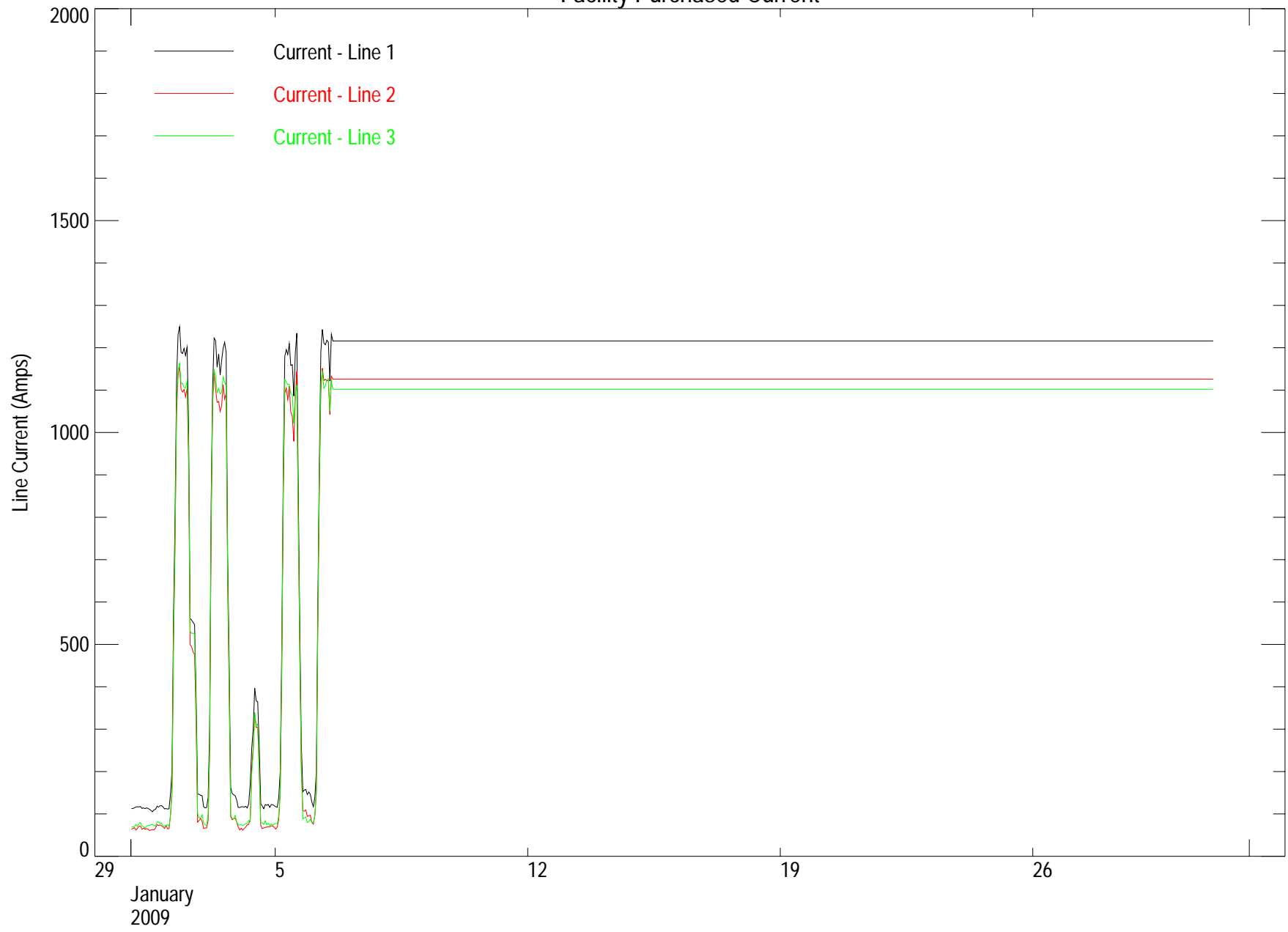
Facility Purchased Power



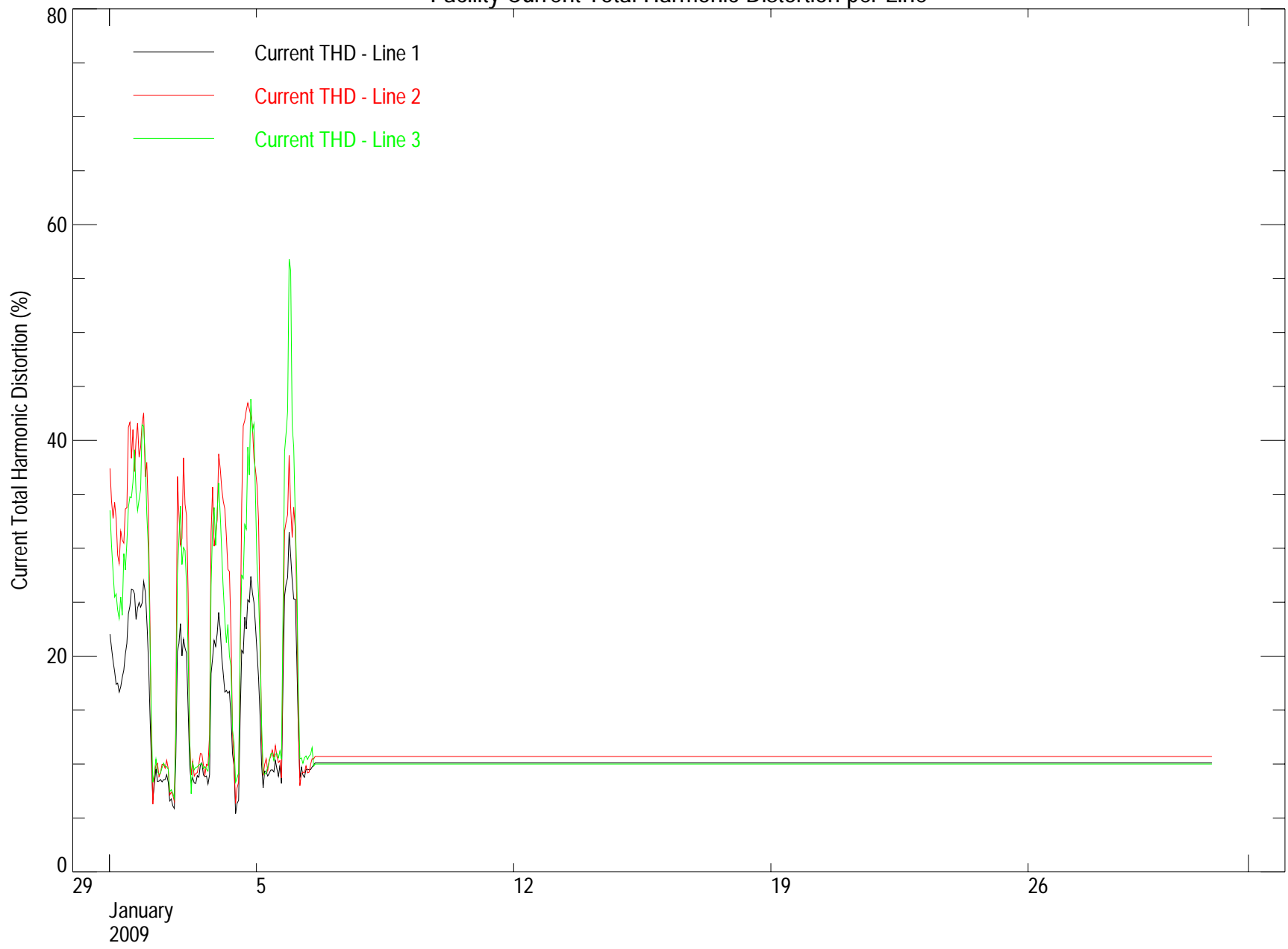
Facility Voltage



Facility Purchased Current



Facility Current Total Harmonic Distortion per Line



Facility Voltage Total Harmonic Distortion per Line

