

FACILITY POWER QUALITY - DATA SUMMARY

Arrow Linen

03/01/09 to 03/31/09

Generator Off

	Line 1			Line 2			Line 3			Totals		
	Min	Avg	Max	Min	Avg	Max	Min	Avg	Max	Min	Avg	Max
Voltage (V)	117.9	117.9	117.9	117.4	117.4	117.4	116.1	116.1	116.1	n/a	n/a	n/a
Current (amps)	1215.98	1216.00	1216.00	1126.00	1126.00	1126.01	1102.00	1102.00	1102.02	n/a	n/a	n/a
True Power (kW)	n/a	n/a	n/a	n/a	n/a	n/a	n/a	n/a	n/a	0.0	22.7	86.4
Apparent Power (kVA)	143.4	143.4	143.4	132.2	132.2	132.2	127.9	127.9	127.9	394.2	394.2	394.2
Power Factor (-)	n/a	n/a	n/a	n/a	n/a	n/a	n/a	n/a	n/a	-	-	-
Voltage THD (%)	1.80	1.80	1.80	1.60	1.60	1.60	1.69	1.70	1.70	n/a	n/a	n/a
Current THD (%)	10.10	10.10	10.10	10.70	10.70	10.70	9.99	10.00	10.00	n/a	n/a	n/a
Frequency (hz)	n/a	n/a	n/a	n/a	n/a	n/a	n/a	n/a	n/a	60.0	60.0	60.0

Generator On

	Line 1			Line 2			Line 3			Totals		
	Min	Avg	Max	Min	Avg	Max	Min	Avg	Max	Min	Avg	Max
Voltage (V)	-	-	-	-	-	-	-	-	-	n/a	n/a	n/a
Current (amps)	-	-	-	-	-	-	-	-	-	n/a	n/a	n/a
True Power (kW)	n/a	n/a	n/a	n/a	n/a	n/a	n/a	n/a	n/a	0.0	0.0	0.0
Apparent Power (kVA)	-	-	-	-	-	-	-	-	-	-	-	-
Power Factor (-)	n/a	n/a	n/a	n/a	n/a	n/a	n/a	n/a	n/a	-	-	-
Voltage THD (%)	-	-	-	-	-	-	-	-	-	n/a	n/a	n/a
Current THD (%)	-	-	-	-	-	-	-	-	-	n/a	n/a	n/a
Frequency (hz)	n/a	n/a	n/a	n/a	n/a	n/a	n/a	n/a	n/a	-	-	-

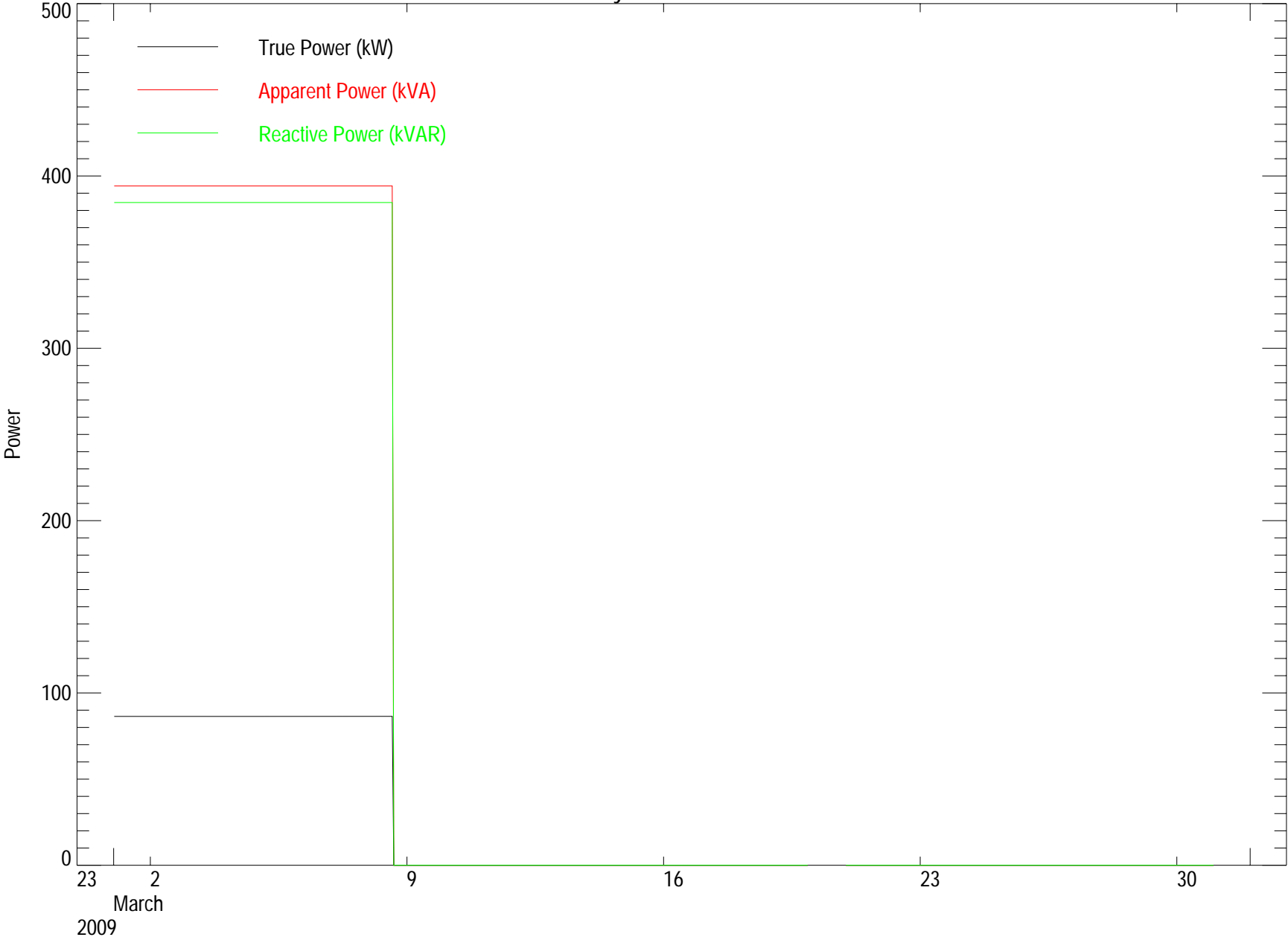
FACILITY POWER QUALITY - DATA SUMMARY

Arrow Linen

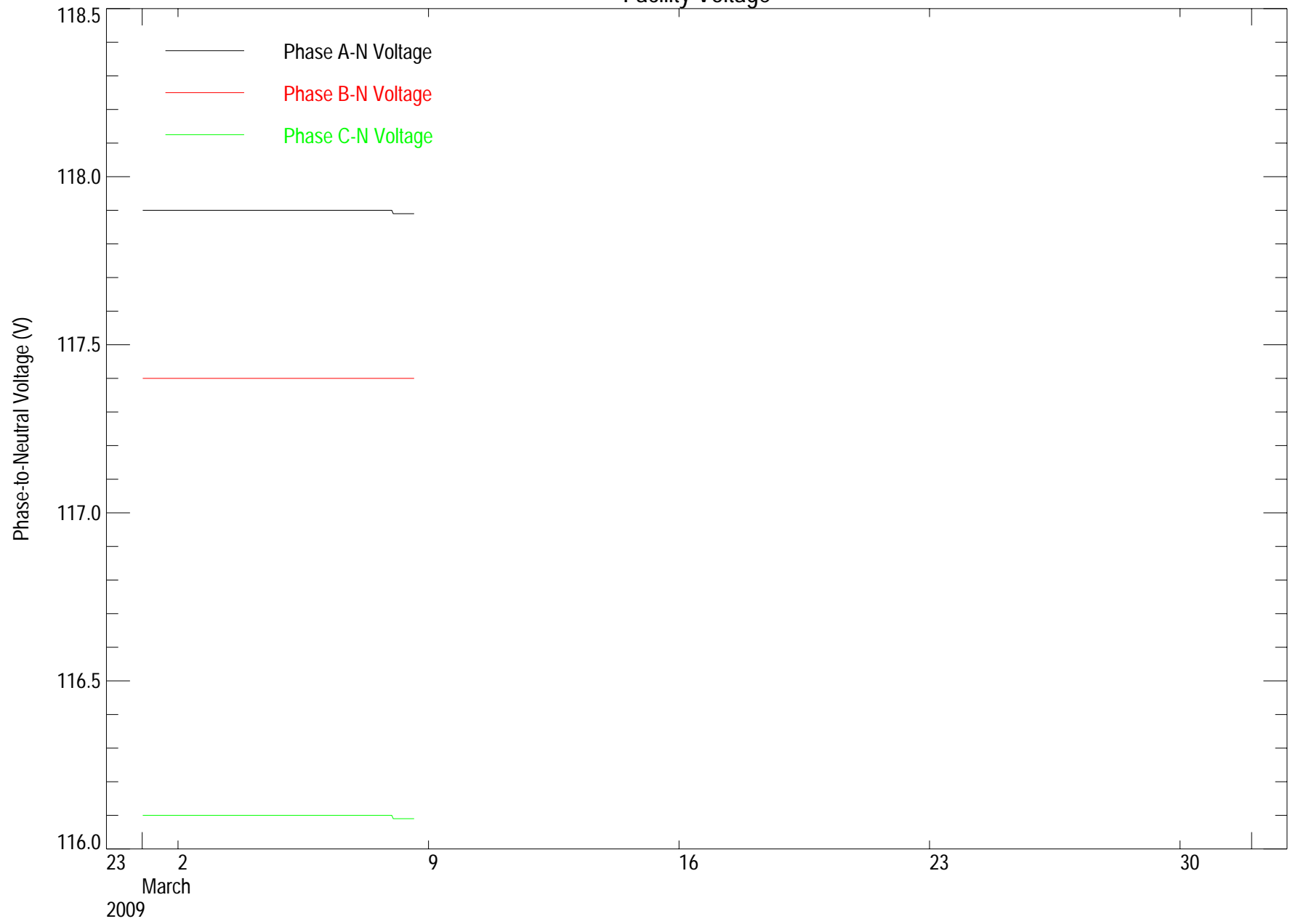
03/01/09 to 03/31/09

Date	Good Data (%)	Facility Apparent Power (kVAh)	Facility Reactive Power (kVARh)	Facility True Power (kWh)	Power Factor (-)
03/01/09	100.00	9460.45	9230.40	0.00	-
03/02/09	100.00	9460.45	9230.40	0.00	-
03/03/09	100.00	9460.45	9230.40	0.00	-
03/04/09	100.00	9460.45	9230.40	0.00	-
03/05/09	100.00	9460.45	9230.40	0.00	-
03/06/09	100.00	9460.45	9230.40	0.00	-
03/07/09	100.00	9460.45	9230.40	0.00	-
03/08/09	100.00	5912.73	5768.85	0.00	-
03/09/09	100.00	-	-	0.00	-
03/10/09	100.00	-	-	0.00	-
03/11/09	100.00	-	-	0.00	-
03/12/09	100.00	-	-	0.00	-
03/13/09	100.00	-	-	0.00	-
03/14/09	100.00	-	-	0.00	-
03/15/09	100.00	-	-	0.00	-
03/16/09	100.00	-	-	0.00	-
03/17/09	100.00	-	-	0.00	-
03/18/09	100.00	-	-	0.00	-
03/19/09	95.83	-	-	0.00	-
03/20/09	4.17	-	-	99.00	-
03/21/09	100.00	-	-	0.00	-
03/22/09	100.00	-	-	0.00	-
03/23/09	100.00	-	-	0.00	-
03/24/09	100.00	-	-	0.00	-
03/25/09	100.00	-	-	0.00	-
03/26/09	100.00	-	-	0.00	-
03/27/09	100.00	-	-	0.00	-
03/28/09	100.00	-	-	0.00	-
03/29/09	100.00	-	-	0.00	-
03/30/09	100.00	-	-	0.00	-
03/31/09	1.04	-	-	0.00	-
Total	93.58	72135.88	70381.65	99.00	0.00

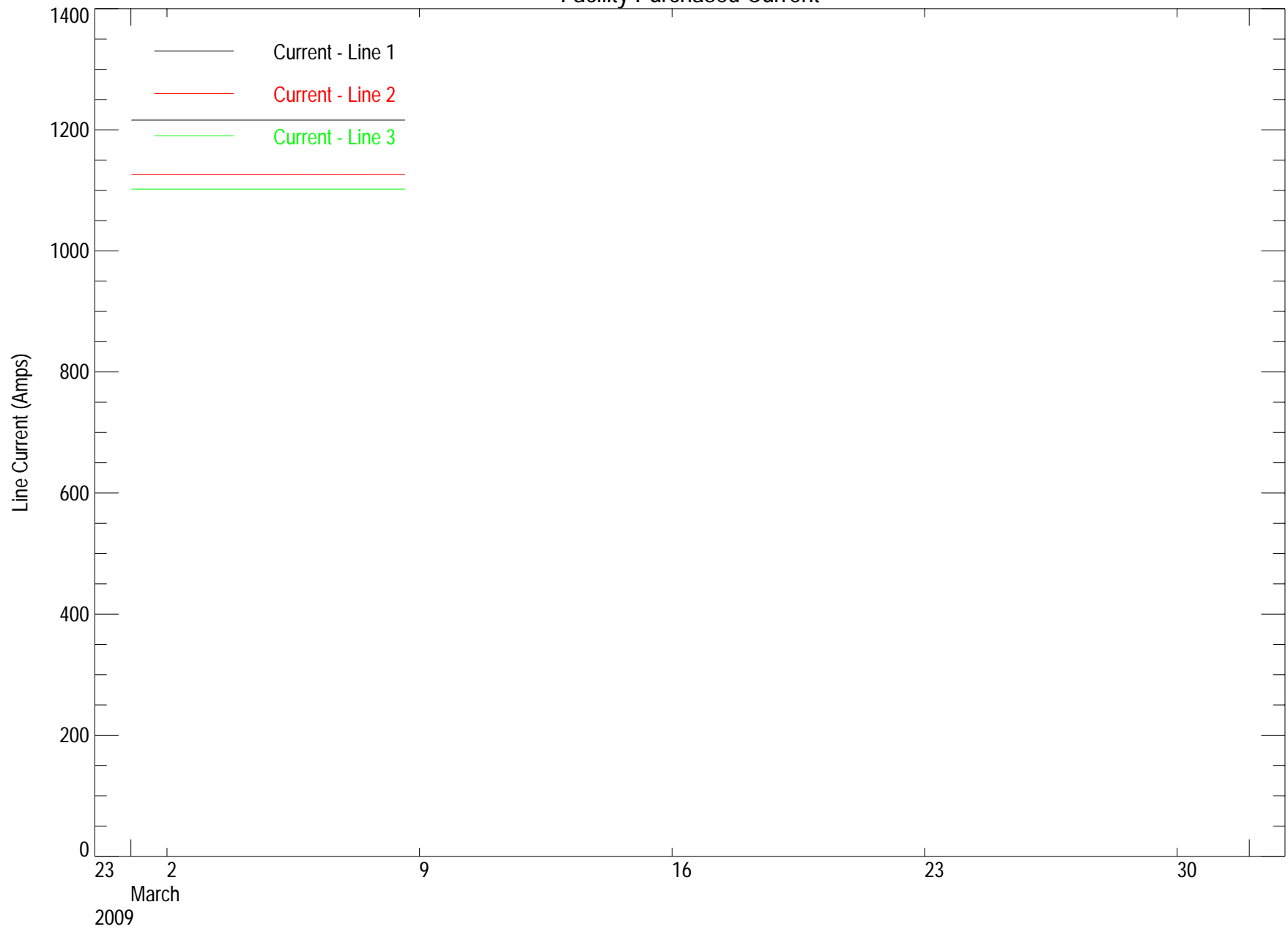
Facility Purchased Power



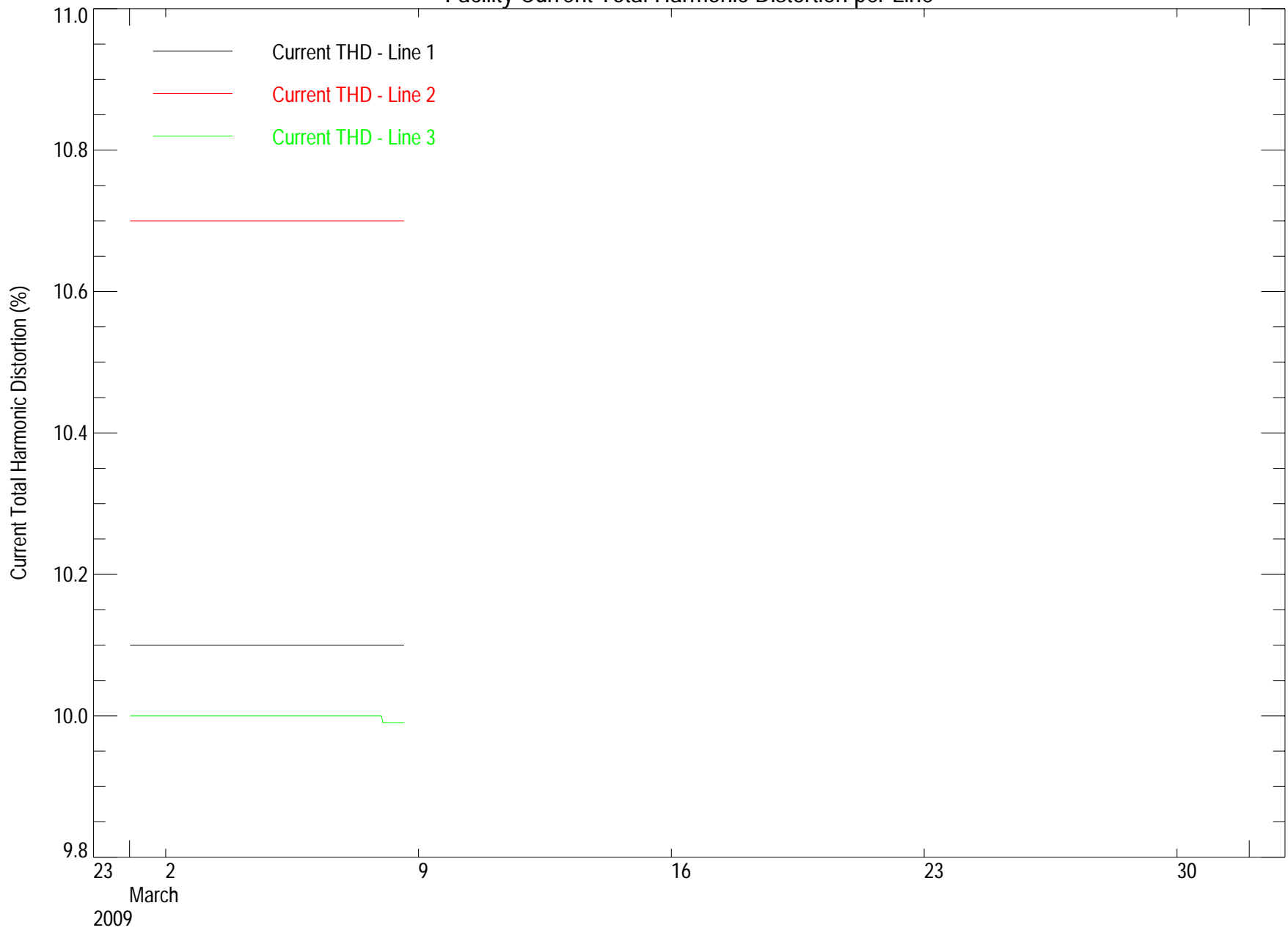
Facility Voltage



Facility Purchased Current



Facility Current Total Harmonic Distortion per Line



Facility Voltage Total Harmonic Distortion per Line

